

FY 2008 Executive Managerial Report

The awards reported are those processed by the Office of Research Services (ORS) as well as the non-competitive USDA awards made to the College of Tropical Agriculture and Human Resources. For each of the two major sections, Research and Non-Research Awards, tabulations are provided by principal investigator, funding agency and by the college or unit under whose auspices the project is done. I trust that you will find this information useful.

The success in competing for these awards is a reflection of the caliber and dedication of our faculty and their national stature. There were many other project proposals submitted to funding agencies but were not funded. These also reflect the creativity and the dedication of our faculty in their pursuit of the advancement of knowledge and the arts.

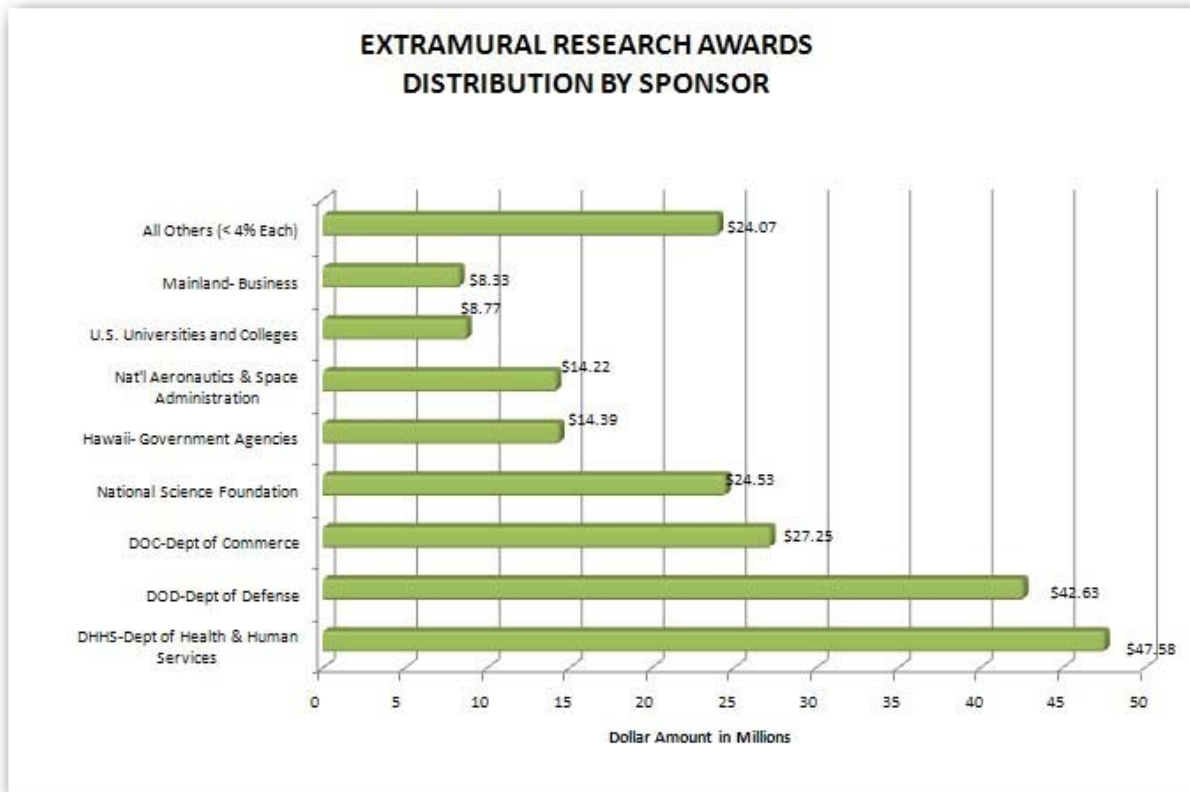
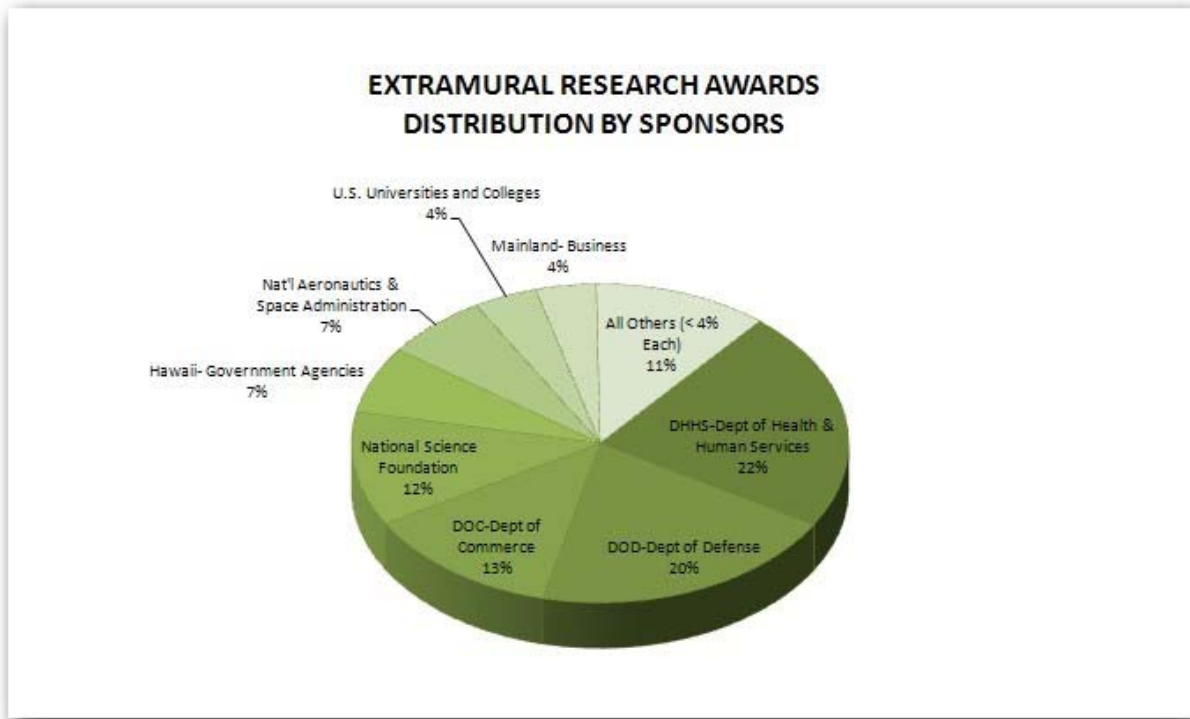
The magnitude of the research endeavors reported is but a portion of that which was undertaken in 2007-2008. Many projects were supported by State general funds allocated to colleges and research units. Other projects were funded by the University Research & Training Revolving Fund.

All of the projects listed in this report and all of those carried out without extramural funds, could not have been undertaken without the strong support the University receives from the people of Hawai'i, especially through the Legislature and the Governor. It is with great appreciation of such support that this report is submitted.

Summaries and charts

Total Awards for FY08		
Research	1093	\$211,778,184
Non-Research	665	\$155,801,966
Total	1758	\$367,580,150

Research by Sponsor

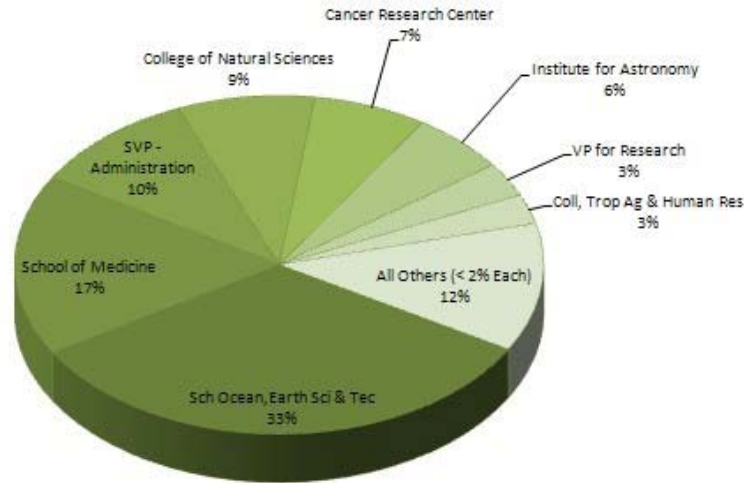


EXTRAMURAL RESEARCH AWARDS,
DISTRIBUTION BY SPONSORS

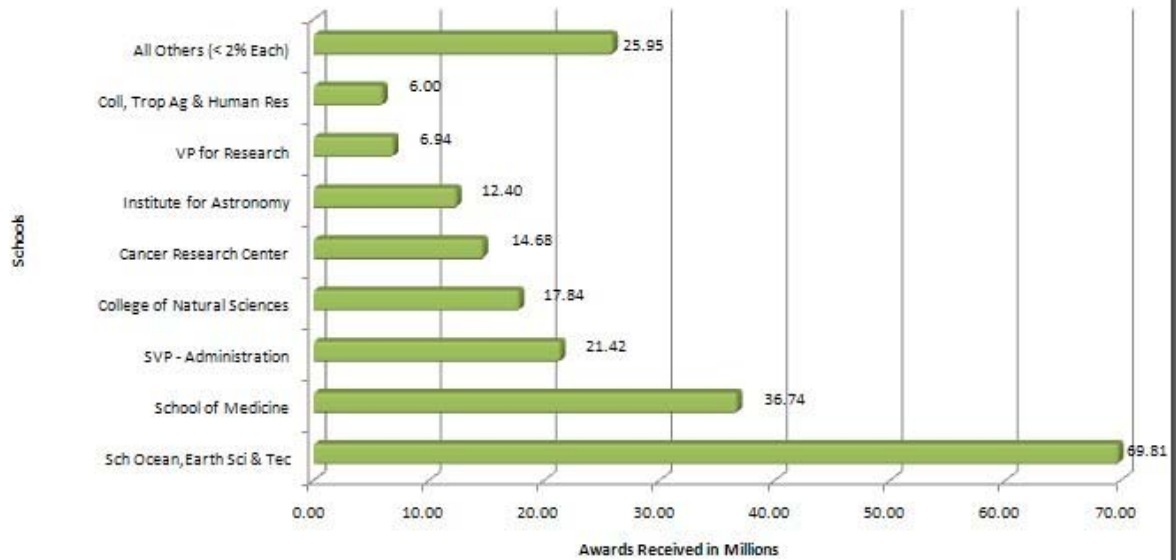
AGENCY-UNIT	AWARDS	AMOUNT	PERCENT
DA-Dept of Agriculture	42	\$3,836,190	1.81
DHHS-Dept of Health & Human Services	95	\$47,582,648	22.47
DOC-Dept of Commerce	61	\$27,248,369	12.87
DOD-Dept of Defense	150	\$42,630,535	20.13
DOE-Dept of Energy	14	\$3,803,309	1.8
DOI-Dept of Interior	64	\$3,905,217	1.84
ED-Dept of Education	1	\$300,000	0.14
National Science Foundation	118	\$24,529,584	11.58
Nat'l Aeronautics & Space Administration	85	\$14,222,640	6.72
Hawaii- Associations, Foundations, Societies, etc.	56	\$2,733,853	1.29
Hawaii- Business and Other	29	\$1,687,993	0.8
Hawaii- Government Agencies	113	\$14,391,565	6.8
Hawaii- Health Organizations	10	\$571,557	0.27
Independent Federal Agencies- Minor	4	\$303,569	0.14
Mainland- Associations, Foundation, Soc, etc.	23	\$1,335,269	0.63
Mainland- Business	49	\$8,333,642	3.94
Mainland- Health Organizations	7	\$911,583	0.43
Mainland- Other	42	\$2,180,802	1.03
U.S. Universities and Colleges	99	\$8,768,750	4.14
All Non-U.S.	23	\$1,723,547	0.81
Miscellaneous	8	\$777,562	0.37
	1093	\$211,778,184	100

Research by School

EXTRAMURAL RESEARCH AWARDS DISTRIBUTION BY COLLEGES-UNITS



EXTRAMURAL RESEARCH AWARDS DISTRIBUTION BY COLLEGES



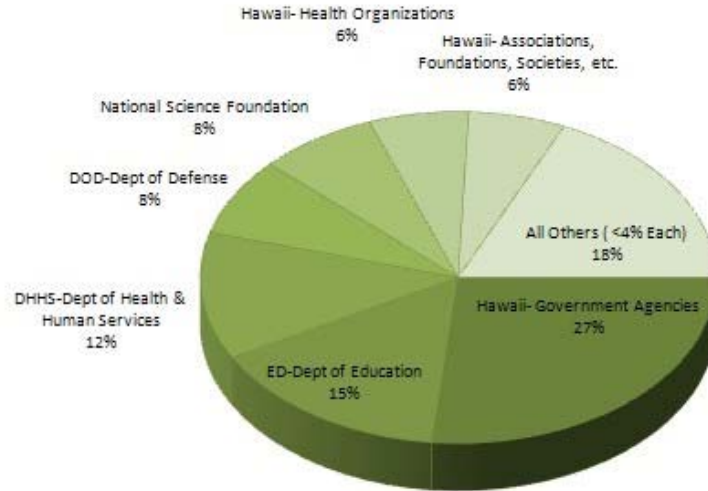
EXTRAMURAL RESEARCH AWARDS
DISTRIBUTION BY COLLEGES-UNITS

	AWARDS	AMOUNT	PERCENT
College of Arts and Sciences			
College of Lang, Ling, & Lit	3	\$61,696	0.03
College of Natural Sciences	115	\$17,838,900	8.42
College of Social Sciences	16	\$2,304,762	1.09
	134	\$20,205,358	9.54
College of Education			
Center on Disability Studies	3	\$501,858	0.24
College of Education	5	\$1,088,969	0.51
	8	\$1,590,827	0.75
College of Engineering			
Civil and Environmental Engineering	11	\$2,399,828	1.13
College of Engineering	20	\$2,039,613	0.96
HCAC (HI Ctr for Advanced Communications)	5	\$211,683	0.1
	36	\$4,651,124	2.2
College of Health Sci & Social Welf			
Office of Public Health Studies	2	\$276,082	0.13
School of Medicine	113	\$36,742,245	17.35
School of Nursing	9	\$1,024,611	0.48
School of Nursing & Dental Hygiene	1	\$75,000	0.04
School of Public Health	6	\$1,219,000	0.58
School of Social Work	3	\$428,681	0.2
	134	\$39,765,619	18.78
College of Tropical Ag & Human Res			
Coll, Trop Ag & Human Res	77	\$5,997,842	2.83
Molecular Biosciences & Bioengineering	10	\$988,348	0.47
	87	\$6,986,190	3.3
School of Architecture			
School of Architecture	1	\$100,000	0.05
	1	\$100,000	0.05
School of Law			
School of Law	1	\$25,000	0.01
	1	\$25,000	0.01
University Administration			
MISC- University Admin	7	\$4,088,989	1.93
SVP - Administration	89	\$21,420,325	10.11
VP for Research	12	\$6,935,050	3.27
	108	\$32,444,364	15.32
Organized Research			
Cancer Research Center	48	\$14,684,186	6.93
Institute for Astronomy	96	\$12,396,193	5.85
Lyon Arboretum	2	\$188,000	0.09
Pacific Biomed Rsrch Cntr	5	\$548,849	0.26
Pacific Biosciences Research Center (PBRC)	19	\$2,049,161	0.97

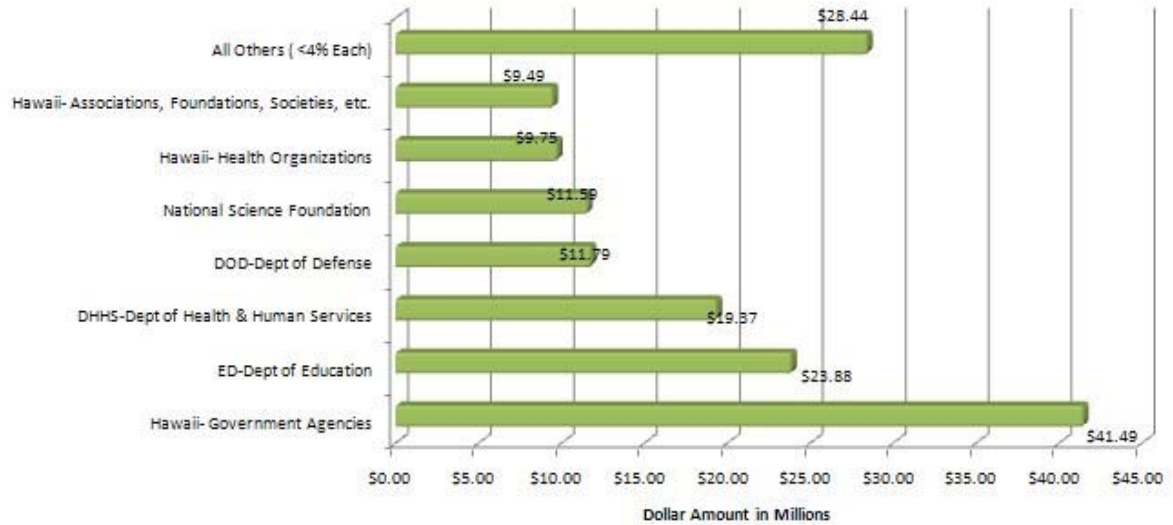
Sch Ocean,Earth Sci & Tec	334	\$69,811,504	32.96
Water Resource Research	7	\$288,215	0.14
	511	\$99,966,108	47.2
Community Colleges			
Community Colleges	2	\$63,448	0.03
	2	\$63,448	0.03
University of Hawaii at Hilo			
UHH - Administration	3	\$876,099	0.41
UHH - Coll of Agriculture	46	\$2,514,517	1.19
UHH - Coll of Arts & Sci	15	\$2,106,335	0.99
UHH - Coll of Pharmacy	2	\$395,582	0.19
UHH- Off of Student Affairs	3	\$13,413	0.01
	69	\$5,905,946	2.79
West Oahu College			
UH-West Oahu	1	\$5,000	0
	1	\$5,000	0
Others			
Others	1	\$69,200	0.03
	1	\$69,200	0.03
	1093	\$211,778,184	100

Non-Research by Sponsor

EXTRAMURAL NON-RESEARCH AWARDS DISTRIBUTION BY SPONSORS



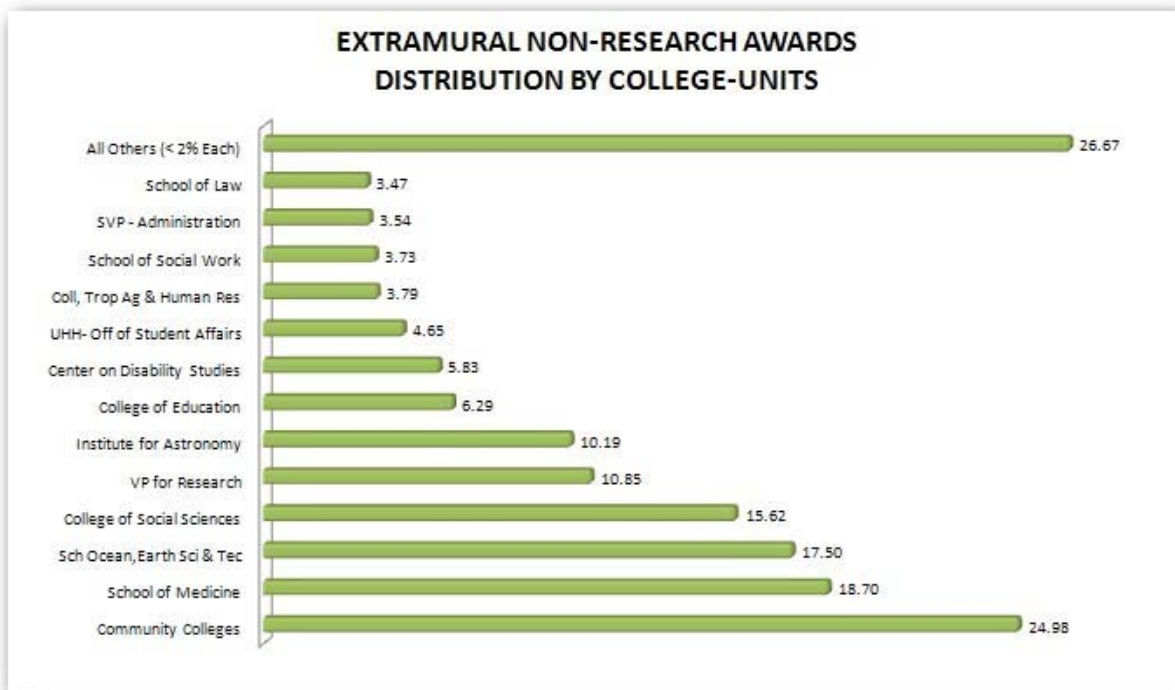
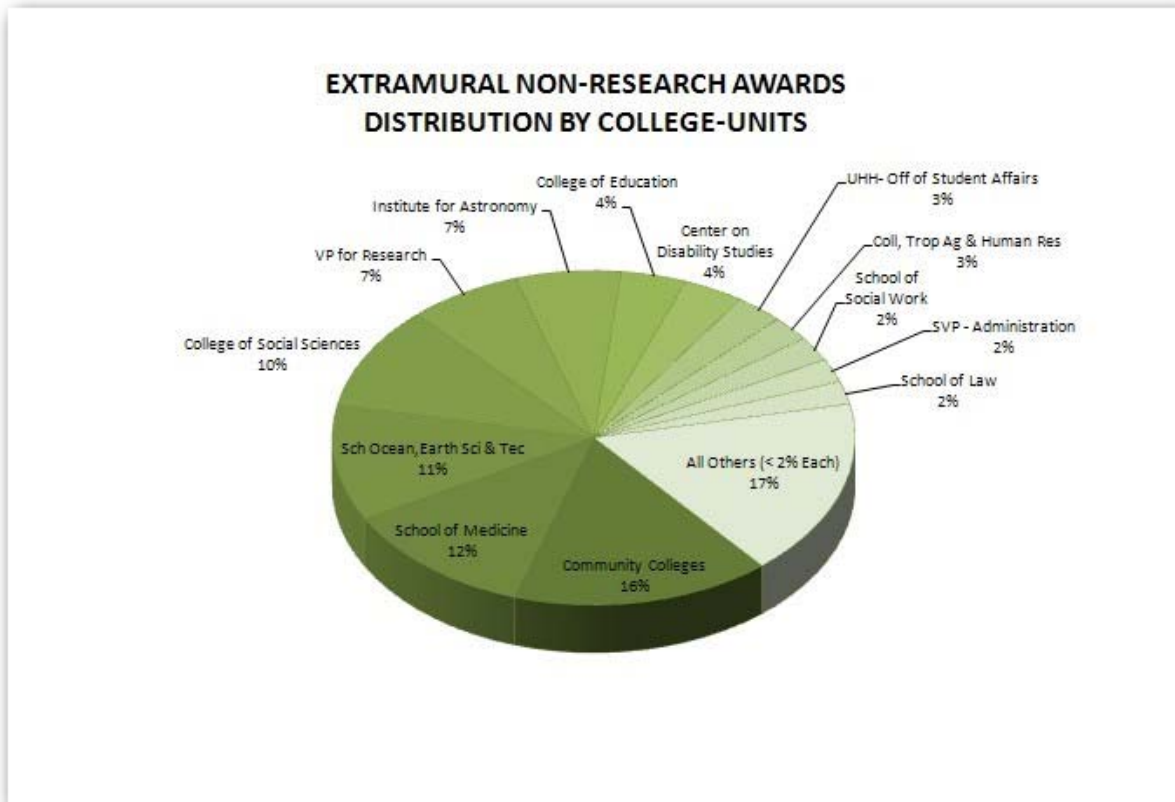
EXTRAMURAL NON-RESEARCH AWARDS DISTRIBUTION BY SPONSORS



EXTRAMURAL NON-RESEARCH AWARDS
DISTRIBUTION BY SPONSORS

AGENCY-UNIT	AWARDS	AMOUNT	PERCENT
DA-Dept of Agriculture	12	2,730,855	1.75
Dept of State	1	6,300	0
DHHS-Dept of Health & Human Services	44	19,373,461	12.43
DOC-Dept of Commerce	23	2,364,101	1.52
DOD-Dept of Defense	11	11,790,126	7.57
DOI-Dept of Interior	20	3,129,101	2.01
DOJ-Dept of Justice	1	23,406	0.02
ED-Dept of Education	68	25,623,299	16.45
National Science Foundation	21	11,585,638	7.44
Nat'l Aeronautics & Space Administration	13	1,624,012	1.04
Hawaii- Associations, Foundations, Societies, etc.	115	9,494,459	6.09
Hawaii- Business and Other	38	4,595,389	2.95
Hawaii- Government Agencies	152	41,485,107	26.63
Hawaii- Health Organizations	27	9,753,552	6.26
HUD-Dept of Housing & Urban Development	2	1,381,247	0.89
Independent Federal Agencies- Minor	9	1,111,109	0.71
Mainland- Associations, Foundation, Soc, etc.	22	1,854,439	1.19
Mainland- Business	8	425,116	0.27
Mainland- Health Organizations	3	170,540	0.11
Mainland- Other	16	616,758	0.4
U.S. Universities and Colleges	31	1,360,316	0.87
All Non-U.S.	25	5,187,865	3.33
Miscellaneous	3	115,770	0.07
	665	155,801,966	100

Non-Research by School



EXTRAMURAL NON-RESEARCH AWARDS
DISTRIBUTION BY COLLEGES-UNITS

	AWARDS	AMOUNT	PERCENT
College of Arts and Sciences			
College of Arts & Humanities	17	\$398,016	0.26
College of Lang, Ling, & Lit	19	\$1,613,516	1.04
College of Natural Sciences	37	\$2,529,799	1.62
College of Social Sciences	30	\$15,615,359	10.02
Colleges of Arts & Sciences	1	\$20,000	0.01
	104	\$20,176,690	12.95
College of Business Administration			
College of Business Admin	5	\$572,000	0.37
	5	\$572,000	0.37
College of Education			
Center on Disability Studies	25	\$5,832,460	3.74
College of Education	34	\$6,288,265	4.04
MISC- Coll of Education	1	\$2,990	0
	60	\$12,123,715	7.78
College of Engineering			
Civil and Environmental Engineering	1	\$340,000	0.22
College of Engineering	7	\$544,255	0.35
HCAC (HI Ctr for Advanced Communications)	1	\$577,368	0.37
	9	\$1,461,623	0.94
College of Health Sci & Social Welf			
School of Medicine	62	\$18,695,914	12
School of Nursing	19	\$2567152	1.65
School of Nursing & Dental Hygiene	1	\$81,000	0.05
School of Public Health	9	\$1708095	1.1
School of Social Work	20	\$3728475	2.39
	111	\$26,780,636	17.19
College of Tropical Ag & Human Res			
Coll, Trop Ag & Human Res	25	\$3,792,359	2.43
MISC- CTAHR	3	\$427,840	0.27
	28	\$4,220,199	2.71
School of Architecture			
School of Architecture	1	\$333638	0.21
	1	\$333,638	0.21
School of Hawaiian Knowledge			
School of Hawaiian Knowledge	1	\$19,110	0.01
	1	\$19,110	0.01
School of Hawaiian, Asian & Pacific			
School, Haw, Asn & Pac	14	\$1,422,592	0.91
	14	1,422,592	0.91
School of Law			
School of Law	18	\$3,465,937	2.22
	18	\$3,465,937	2.22

University Administration			
MISC- University Admin	3	\$120,180	0.08
SVP - Academic Affairs	10	\$1,071,030	0.69
SVP - Administration	9	\$3,542,486	2.27
SVP - Finance & Operations	1	\$7,900	0.01
SVP - Research & Grad Ed.	6	\$567,413	0.36
VP - Student Affairs	11	\$2,624,140	1.68
VP for Research	3	\$10,849,995	6.96
	43	\$18,783,144	12.06
Organized Research			
Cancer Research Center	9	\$1,392,216	0.89
Institute for Astronomy	18	\$10,191,896	6.54
Lyon Arboretum	4	\$40,000	0.03
Pacific Biomed Rsrch Cntr	2	\$3,000	0
Pacific Biosciences Research Center (PBRC)	9	\$882,086	0.57
Sch Ocean,Earth Sci & Tec	59	\$17,498,382	11.23
	101	\$30,007,580	19
Community Colleges			
Community Colleges	98	\$24,980,566	16.03
	98	\$24,980,566	16
University of Hawaii at Hilo			
UHH - Administration	9	1,088,902	0.7
UHH - Coll of Agriculture	9	\$298,878	0.19
UHH - Coll of Arts & Sci	12	\$1,293,348	0.83
UHH - Coll of Hawaiian Language	8	958,459	0.62
UHH- Coll of Cont. Educ	2	\$30,630	0.02
UHH- Off of Student Affairs	12	\$4,650,614	2.98
	52	\$8,320,831	5.34
West Oahu College			
UH-West Oahu	1	\$7,500	0
	1	\$7,500	0
Others			
Others	19	\$3,126,206	2.01
	19	\$3,126,206	2.01
	665	155,801,966	100