

FY 2009 Executive Managerial Report

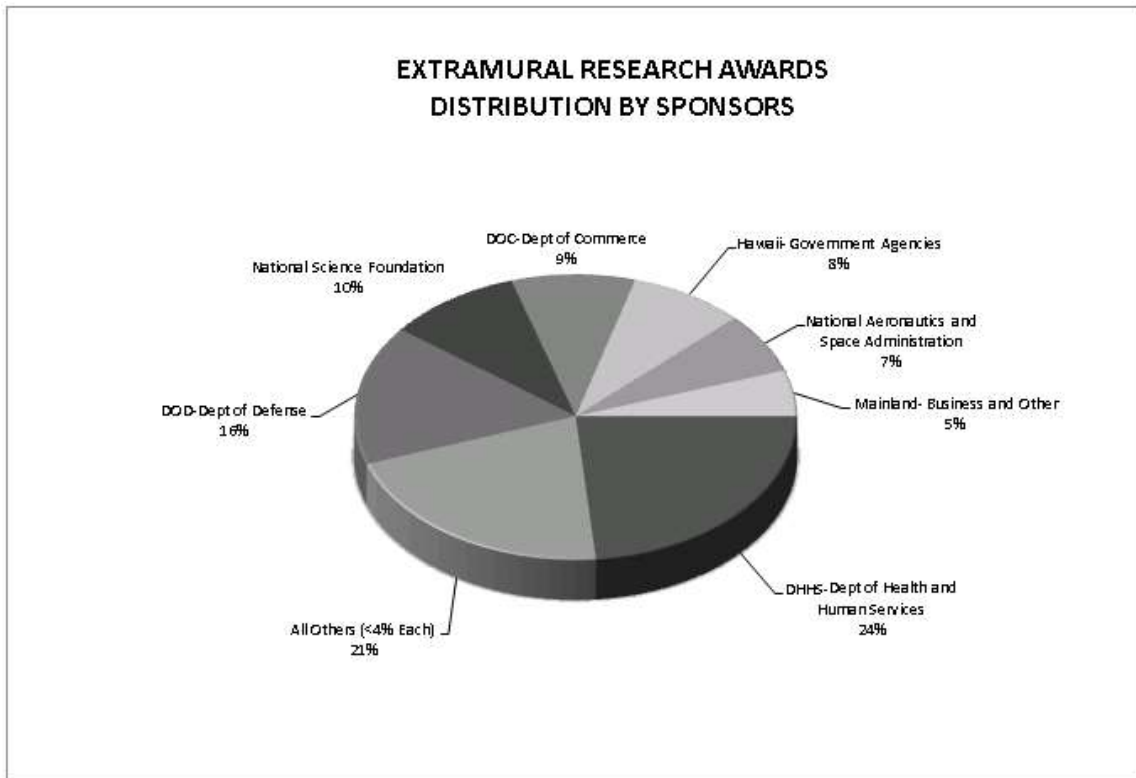
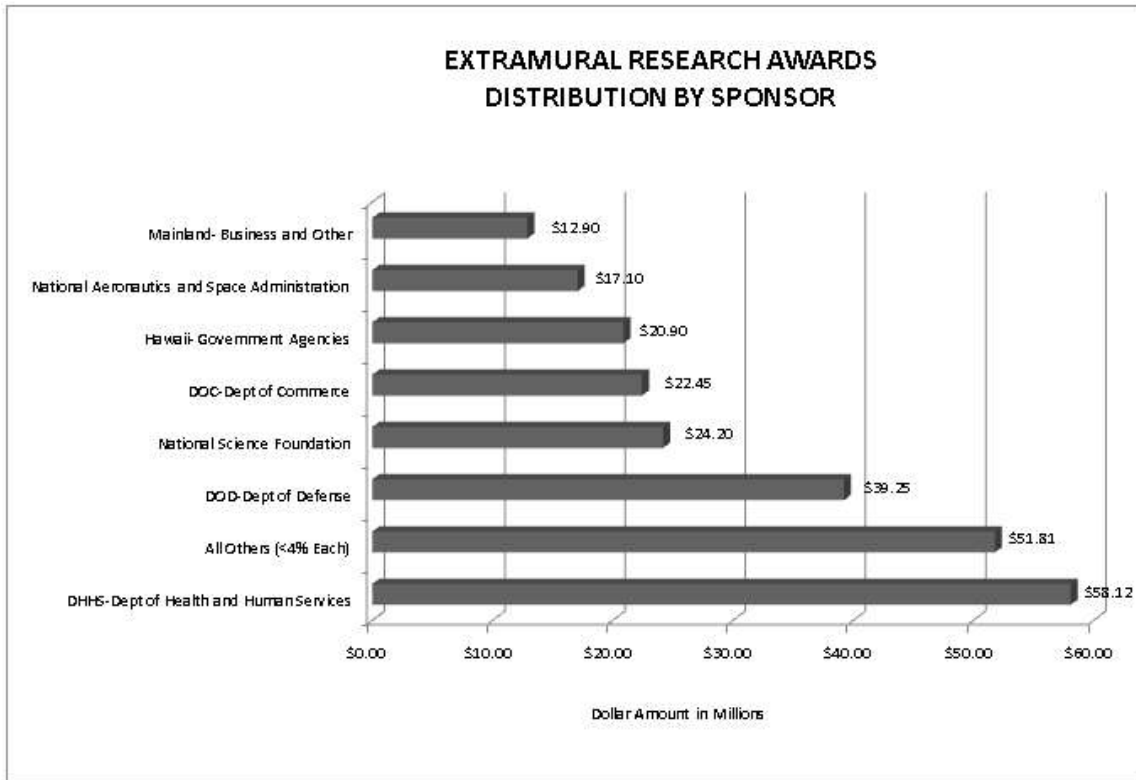
The awards reported are those recorded in ORS extramural fund award database for the UH system. For each of the two major sections, Research and Non-Research Awards, tabulations are provided by principal investigator, funding agency and by the college or unit under whose auspices the project is done. I trust that you will find this information useful.

The success in competing for these awards is a reflection of the caliber and dedication of our faculty and their national stature.

Total Awards for FY09

Research	1147	\$246,546,713
Non-Research	<u>843</u>	<u>\$167,417,026</u>
Total	1990	\$413,963,739

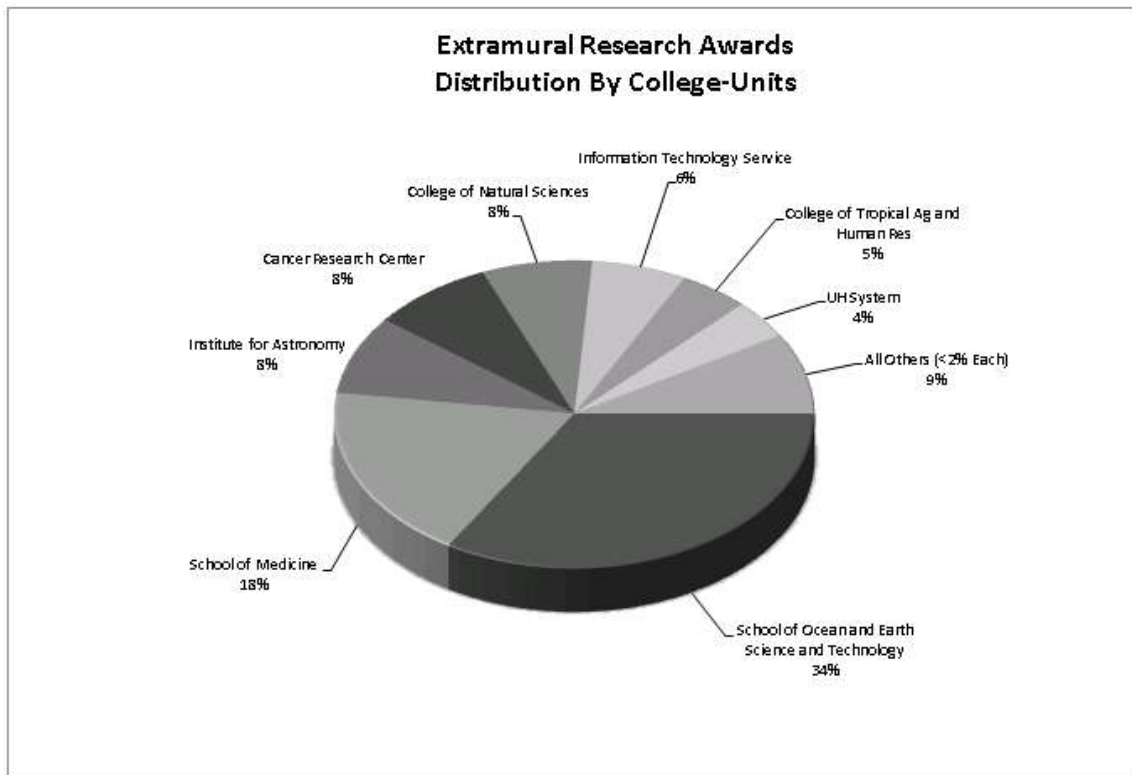
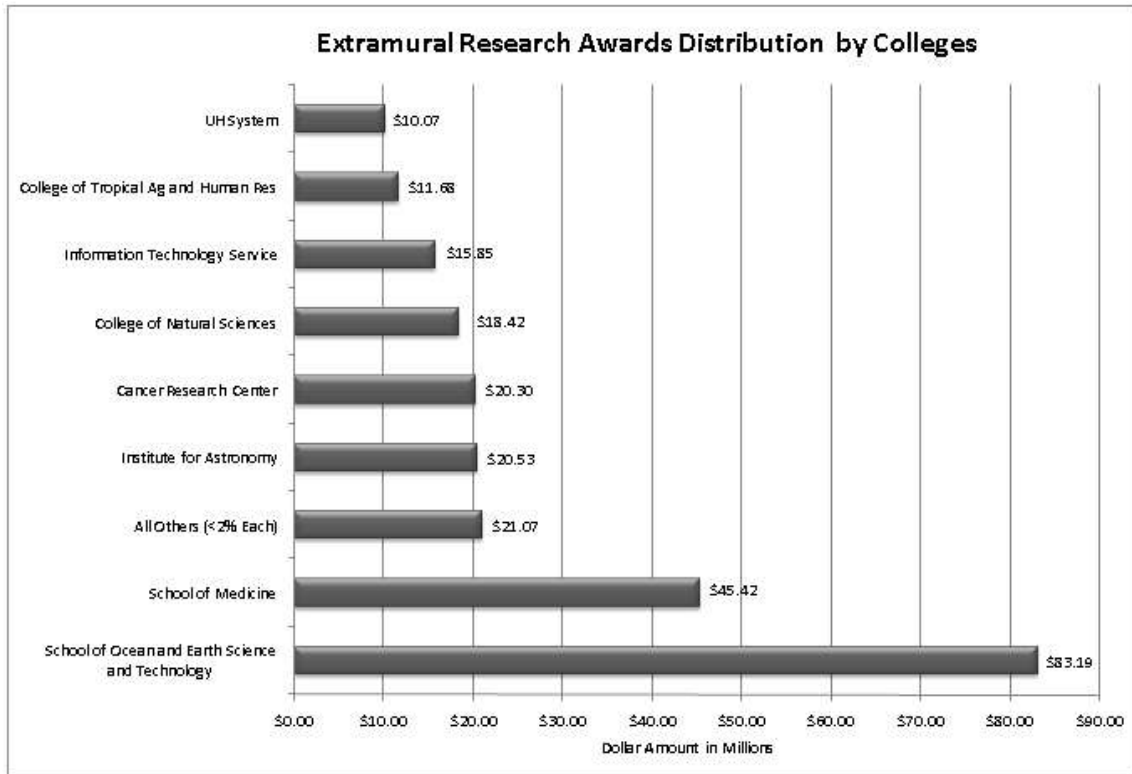
Research by Sponsor



**EXTRAMURAL RESEARCH AWARDS
DISTRIBUTION BY SPONSOR**

SPONSOR	AWARDS	AMOUNT
DA-Dept of Agriculture	68	\$7,343,923
DHHS-Dept of Health and Human Services	107	\$58,116,648
DOC-Dept of Commerce	60	\$22,445,665
DOD-Dept of Defense	83	\$39,060,086
DOE-Dept of Energy	18	\$8,972,892
DOI-Dept of Interior	41	\$3,137,931
ED-Dept of Education	1	\$250,000
National Aeronautics and Space Administration	84	\$17,097,802
National Science Foundation	110	\$24,201,860
Federal Agencies	4	\$4,117,601
Foreign	18	\$6,009,559
Hawaii- Business and Other	42	\$4,799,032
Hawaii- Dept of Education	2	\$1,262,807
Hawaii- Government Agencies	156	\$20,896,374
Hawaii- Health Organizations	27	\$1,662,740
Hawaii- Non-Profit Organizations	68	\$3,269,141
Mainland- Business and Other	106	\$12,902,609
Mainland- Health Organizations	9	\$538,719
Mainland- Non-Profit Organizations	49	\$3,288,743
US Colleges and Universities	94	\$7,172,581
TOTAL	1147	\$246,546,713

Research by School

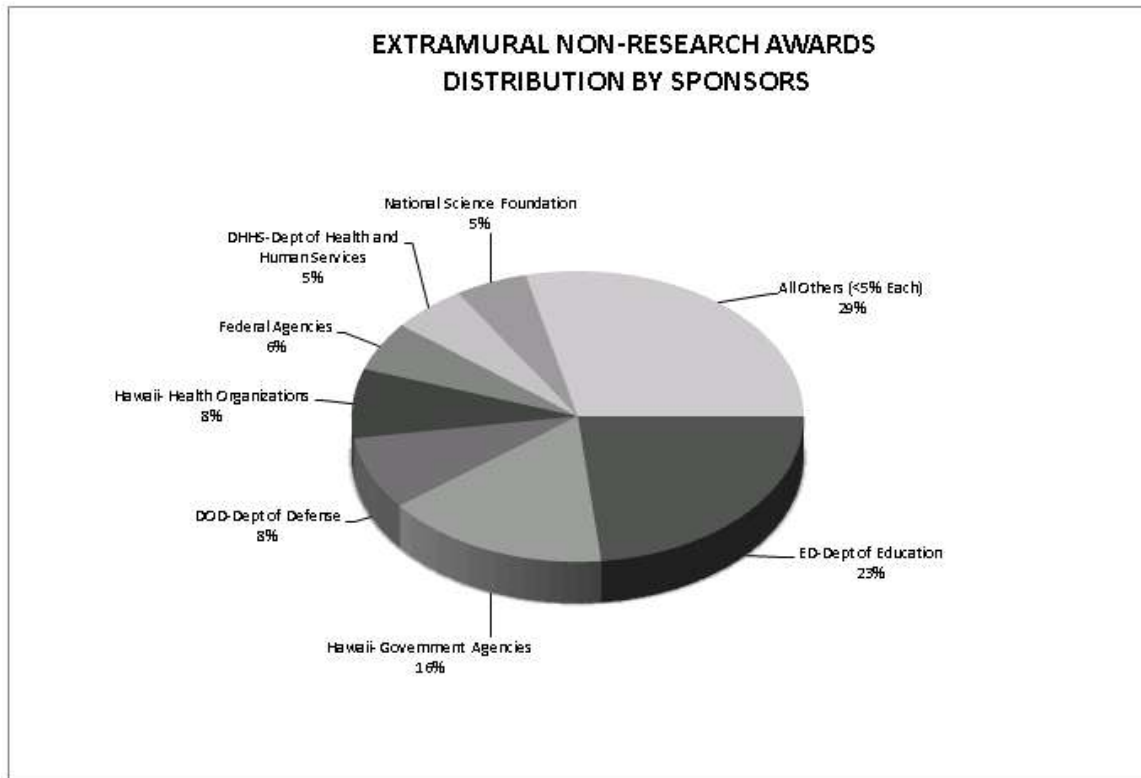
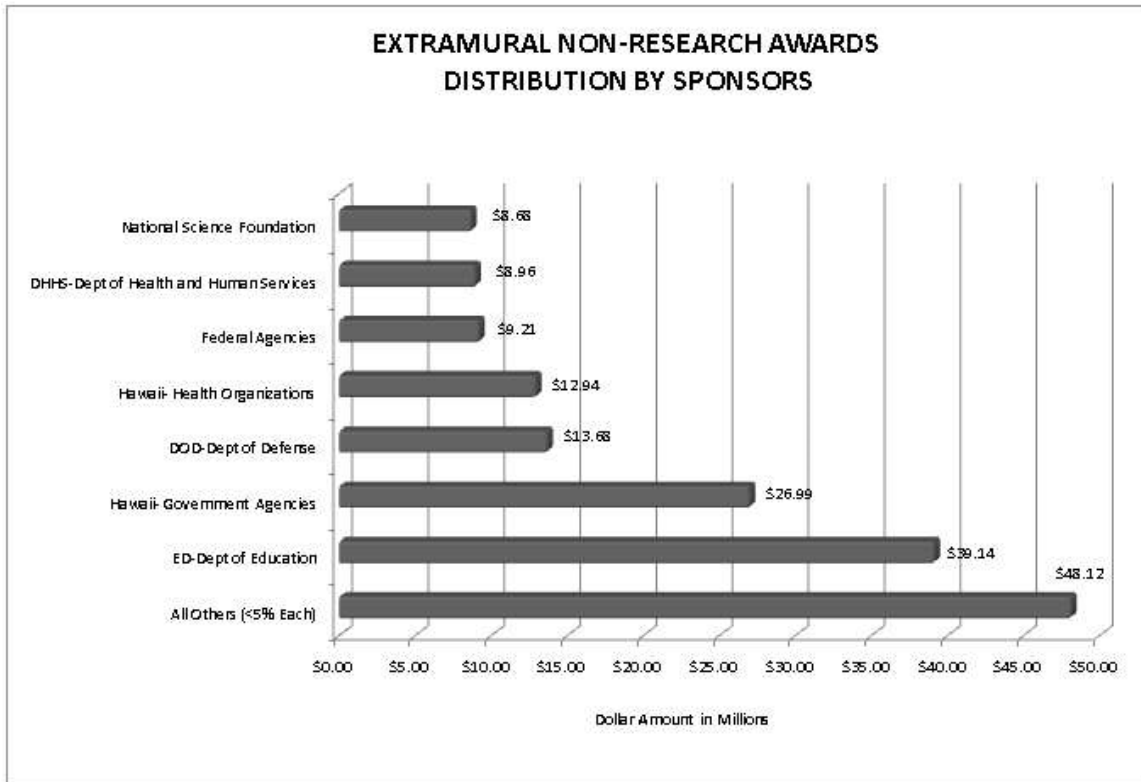


**EXTRAMURAL RESEARCH AWARDS
DISTRIBUTION BY SCHOOL/COLLEGE**

	AWARDS	AMOUNT	PERCENT
College of Arts and Sciences			
College of Arts and Humanities	1	\$57,000	0.02%
College of Languages, Linguistics, and Literature	5	\$162,960	0.07%
College of Natural Sciences	137	\$18,424,479	7.47%
College of Social Sciences	30	\$3,181,711	1.29%
	173	\$21,826,150	8.85%
College of Business			
College of Business	1	\$15,000	0.01%
	1	\$15,000	0.01%
College of Education			
College of Education	6	\$1,583,618	0.64%
	6	\$1,583,618	0.64%
College of Engineering			
College of Engineering	33	\$1,884,357	0.76%
	33	\$1,884,357	0.76%
College of Tropical Ag and Human Res			
College of Tropical Ag and Human Res	122	\$11,681,254	4.74%
	122	\$11,681,254	4.74%
School of Architecture			
School of Architecture	2	\$15,000	0.01%
	2	\$15,000	0.01%
School of Hawaiian Knowledge			
School of Hawaiian Knowledge	1	\$375,000	0.15%
	1	\$375,000	0.15%
School of Law			
School of Law	2	\$52,564	0.02%
	2	\$52,564	0.02%
School of Medicine			
School of Medicine	173	\$45,422,905	18.42%
	173	\$45,422,905	18.42%
School of Nursing and Dental Hygiene			
School of Nursing and Dental Hygiene	5	\$668,842	0.27%
	5	\$668,842	0.27%
School of Pacific and Asian Studies			
School of Pacific and Asian Studies	1	\$27,169	0.01%
	1	\$27,169	0.01%
School of Social Work			
School of Social Work	8	\$310,950	0.13%

	8	\$310,950	0.13%
Community Colleges			
Hawaii CC	2	\$30,500	0.01%
Windward CC	1	\$29,909	0.01%
	3	\$60,409	0.02%
Organized Research			
Applied Research Laboratory	1	\$980,334	0.40%
Cancer Research Center	73	\$20,302,513	8.23%
Hawaii Cooperative Fishery Research Unit	1	\$30,347	0.01%
Institute for Astronomy	111	\$20,532,494	8.33%
Lyon Arboretum	3	\$125,000	0.05%
Pacific Biosciences Research Center	22	\$1,833,256	0.74%
School of Ocean and Earth Science and Technology	325	\$83,191,865	33.74%
Water Resources Research Center	10	\$1,233,294	0.50%
	546	\$128,229,103	52.01%
Other			
Graduate Division	4	\$3,965,687	1.61%
Information Technology Service	28	\$15,846,203	6.43%
UH System	6	\$10,071,752	4.09%
	38	\$29,883,642	12.12%
University of Hawaii at Hilo			
College of Agriculture, Forestry-UHH	17	\$1,249,240	0.51%
College of Arts and Sciences-UHH	8	\$2,199,253	0.89%
College of Business and Econ-UHH	1	\$50,000	0.02%
Student Affairs-UHH	4	\$71,403	0.03%
UH Hilo	3	\$940,854	0.38%
	33	\$4,510,750	1.83%

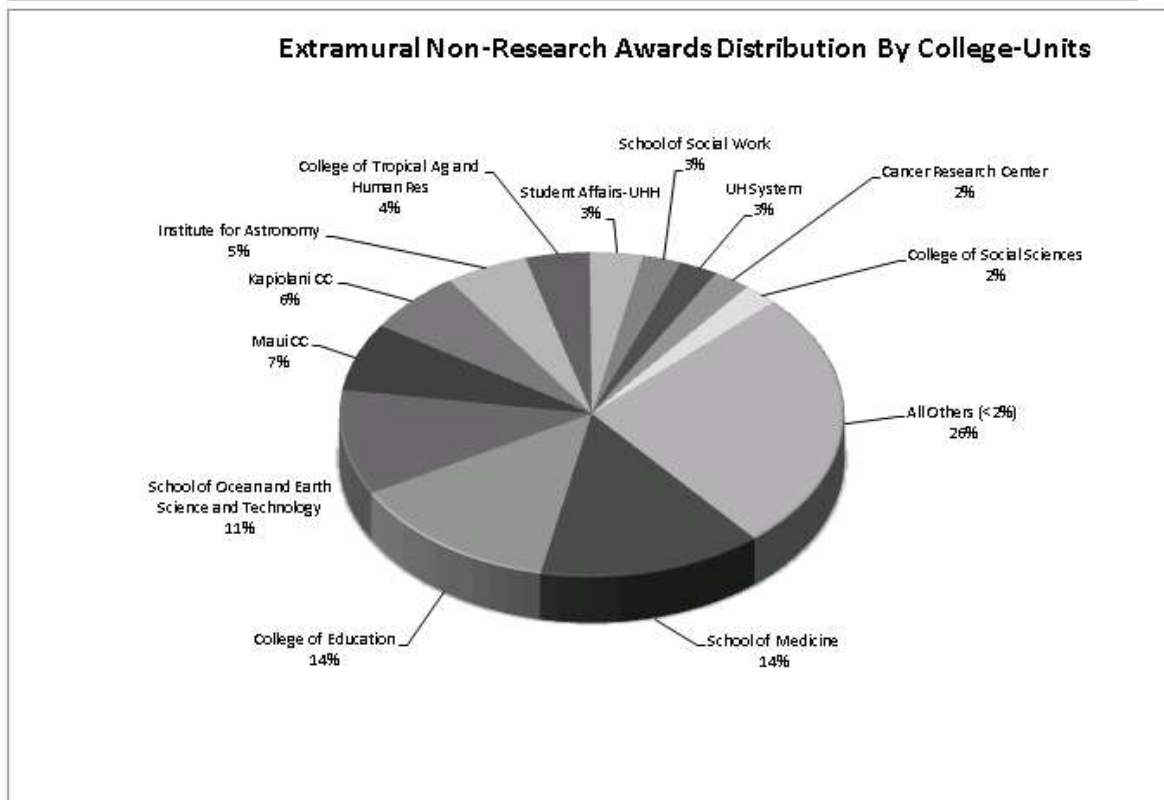
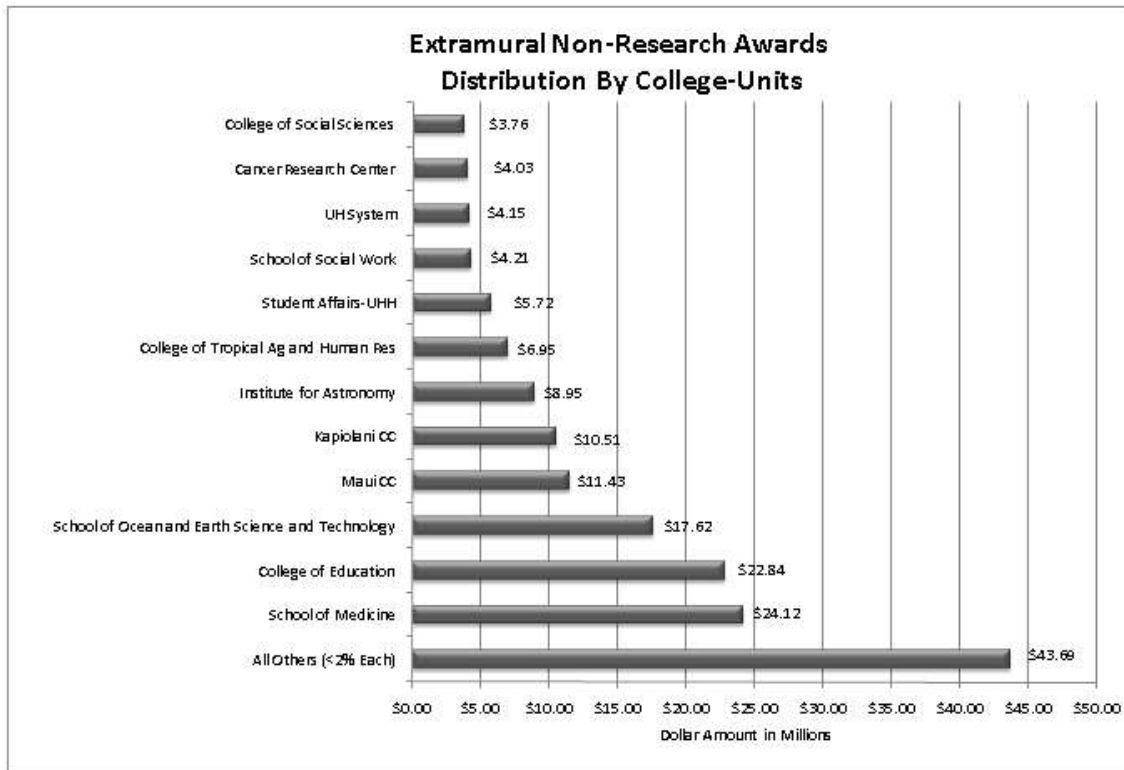
Non-Research by Sponsor



**EXTRAMURAL NON-RESEARCH AWARDS
DISTRIBUTION BY SPONSOR TYPE**

SPONSOR TYPE	AWARDS	AMOUNT
DA-Dept of Agriculture	15	\$4,639,254
Dept of State	1	\$299,954
DHHS-Dept of Health and Human Services	37	\$8,963,475
DOC-Dept of Commerce	17	\$2,221,313
DOD-Dept of Defense	23	\$13,676,209
DOI-Dept of the Interior	31	\$1,757,316
ED-Dept of Education	95	\$39,135,114
National Aeronautics and Space Administration	9	\$2,910,005
National Science Foundation	22	\$8,684,254
Federal Agencies	21	\$9,210,052
Foreign	40	\$6,985,280
Hawaii- Business and Other	54	\$7,629,083
Hawaii- Dept of Education	24	\$6,060,003
Hawaii- Government Agencies	180	\$26,987,443
Hawaii- Health Organizations	60	\$12,940,164
Hawaii- Non-Profit Organizations	118	\$7,157,913
Mainland- Business and Other	17	\$652,445
Mainland- Health Organizations	6	\$111,684
Mainland- Non-Profit Organizations	36	\$4,188,726
US Colleges and Universities	38	\$3,207,339
TOTAL	843	\$167,417,026

Non-Research by School



**EXTRAMURAL NON-RESEARCH AWARDS
DISTRIBUTION BY SCHOOL/COLLEGE**

	AWARDS	AMOUNT	PERCENT
College of Arts and Sciences			
College of Arts and Humanities	14	\$242,758	0.15%
College of Languages, Linguistics, and Literature	22	\$2,195,951	1.31%
College of Natural Sciences	33	\$2,571,079	1.54%
College of Social Sciences	27	\$3,762,767	2.25%
	96	\$8,772,555	5.24%
College of Business			
College of Business	3	\$432,000	0.26%
	3	\$432,000	0.26%
College of Education			
College of Education	87	\$22,350,473	13.35%
	87	\$22,350,473	13.35%
College of Engineering			
College of Engineering	8	\$2,060,983	1.23%
	8	\$2,060,983	1.23%
College of Tropical Ag and Human Res			
College of Tropical Ag and Human Res	47	\$6,947,043	4.15%
	47	\$6,947,043	4.15%
School of Architecture			
School of Architecture	2	\$22,000	0.01%
	2	\$22,000	0.01%
School of Hawaiian Knowledge			
School of Hawaiian Knowledge	6	\$2,813,734	1.68%
	6	\$2,813,734	1.68%
School of Law			
School of Law	17	\$1,453,330	0.87%
	17	\$1,453,330	0.87%
School of Medicine			
School of Medicine	105	\$24,120,330	14.41%
	105	\$24,120,330	14.41%
School of Nursing and Dental Hygiene			
School of Nursing and Dental Hygiene	15	\$1,167,032	0.70%
	15	\$1,167,032	0.70%
School of Pacific and Asian Studies			
School of Pacific and Asian Studies	18	\$1,396,160	0.83%
	18	\$1,396,160	0.83%
School of Social Work			
School of Social Work	28	\$4,214,538	2.52%
	28	\$4,214,538	2.52%
School of Travel Industry Management			

School of Travel Industry Management	1	\$85,000	0.05%
	1	\$85,000	0.05%
	47	\$6,947,043	4.15%
Community Colleges			
Hawaii CC	12	\$2,994,478	1.79%
Honolulu CC	11	\$1,434,849	0.86%
Kapiolani CC	31	\$10,507,171	6.28%
Kauai CC	7	\$1,602,259	0.96%
Leeward CC	14	\$2,074,135	1.24%
Maui CC	33	\$11,434,850	6.83%
Windward CC	12	\$2,242,862	1.34%
	120	\$32,290,604	19.29%
Organized Research			
Applied Research Laboratory	2	\$855,000	0.51%
Cancer Research Center	21	\$4,030,492	2.41%
Hawaii Cooperative Fishery Research Unit	1	\$40,040	0.02%
Institute for Astronomy	27	\$8,950,810	5.35%
Lyon Arboretum	4	\$23,499	0.01%
Pacific Biosciences Research Center	12	\$2,681,449	1.60%
School of Ocean and Earth Science and Technology	77	\$17,623,043	10.53%
Water Resources Research Center	1	\$20,000	0.01%
	145	\$34,224,333	20.44%
University Administration			
Graduate Division	1	\$90,000	0.05%
Information Technology Service	10	\$2,125,634	1.27%
Others	8	\$586,075	0.35%
Outreach College	8	\$367,103	0.22%
UH Manoa	13	\$3,185,981	1.90%
UH System	20	\$4,149,532	2.48%
UH West Oahu	5	\$1,028,457	0.61%
	65	\$11,622,782	6.94%
University of Hawaii at Hilo			
College of Agriculture, Forestry-UHH	30	\$1,725,127	1.03%
College of Arts and Sciences-UHH	11	\$812,652	0.49%
College of Business and Econ-UHH	1	\$40,000	0.02%
College of Cont Ed and Comm Serv-UHH	1	\$100,000	0.06%
College of Pharmacy-UHH	2	\$129,192	0.08%
Ka Haka'Ula O Ke'Elkolani-UHH	5	\$2,180,547	1.30%
Student Affairs-UHH	17	\$5,722,592	3.42%
UH Hilo	13	\$2,824,019	1.69%
	80	\$13,534,129	8.08%