



# ANNUAL REPORT

EXTRAMURAL AWARDS & EXPENDITURES

# 2015

PREPARED BY



UNIVERSITY OF HAWAII'S SYSTEM

OFFICE OF RESEARCH SERVICES

FOR THE PERIOD OF JULY 1, 2014 THROUGH JUNE 30, 2015



## TABLE OF CONTENTS

3	Letter from Vice President for Research and Innovation Vassilis L. Syrmos
---	---

### Proposals & Awards

---

5	Chart 1	Awards by Sponsor Fiscal Year (FY) 2015
6	Figure 1	Contract and Grant Awards by Sponsor Summary FY 2015
7	Chart 2	Federal and Non-Federal Awards % of Total Awards FY 2011 - 2015
7	Figure 2	Federal and Non-Federal Award Summary FY 2011 - 2015
8	Chart 3A	Non-Federal Awards by FY 2011 - 2015
9	Chart 3B	Federal Awards by FY 2011 - 2015
10	Figure 3	Contract and Grant Award Summary FY 2011 - 2015
11	Chart 4	ARRA Awards by Sponsor Type FY 2011 - 2015
12	Figure 4	ARRA Award Summary FY 2011 - 2015
13	Chart 5	Contract and Grant Proposals Submitted FY 2014 - 2015
14	Figure 5	Contract and Grant Proposal Summary FY 2014 - 2015
15	Chart 6	Total Contract and Grant Awards FY 2002 - 2015
15	Figure 6	Total Contract and Grant Award Summary FY 2002 - 2015
16	Figure 7	Top Individual Awards in FY 2015
17	Figure 8	Top 50 PIs for FY 2015
18	Chart 7	Contract and Grant Awards by Campus FY 2015
19	Chart 8	Contract and Grant Awards for UH Mānoa FY 2015
20	Chart 9	Contract and Grant Awards for UH Hilo FY 2015
21	Figure 9	Contract and Grant Awards Summary by Campus and by College/Department for UH Hilo and UH Mānoa FY 2015

### Expenditures

---

32	Chart 10	Total Expenditures from Contracts and Grants by Source of Funds FY 2014 - 2015
33	Figure 10	Total Expenditures from Contracts and Grants by Source of Funds FY 2014 - 2015
34	Chart 10A	Total ARRA Expenditures by Year and Source of Funds FY 2011 - 2015
35	Figure 10A	Total ARRA Expenditures by Year and Source of Funds FY 2011 - 2015
36	Chart 11	Total Expenditures from Contracts and Grants by Type of Program and Source of Funds for FY 2015
37	Figure 11	Total Expenditures from Contracts and Grants by Type of Program and Source of Funds for FY 2015
38	Chart 12	Total FTE Paid from Contracts and Grants for FY 2014 - 2015
39	Figure 12	Total FTE Paid from Contracts and Grants for FY 2014 - 2015
40	Chart 13	Breakdown of Facilities and Administrative Cost by Major Category FY ending June 30, 2011
41	Chart 14	Total Royalties received from University Patents from FY 2011 - 2015
42	Figure 14	Total Royalties received from University Patents from FY 2011 - 2015

### Appendices

---

43	Appendix 1	Source of Awards
----	------------	------------------



Dear Colleagues:

The last few years have been challenging not only for the University of Hawai'i, but for every research institution across the country. However, thanks to the effort put forth by our faculty, support staff and students -- the cumulative effects of sequestration, budget cuts and the realignment of R&D funding priorities were mitigated in FY2015. In fact, we not only managed to stop the slide - but also managed an increase of almost 9 percent in funding.

I'm pleased to report that the University of Hawai'i FY2015 Extramural Awards closed at \$425M, which reflects an increase of 8.5 percent over the previous year's tally of \$392M and marked the first increase in extramural award funding after three straight years of decline.


The alignment of the University of Hawai'i's research enterprise with both the nation's and the state's critical challenges is manifested by UH Mānoa's Hawai'i Natural Energy Institute, which received \$8.5 million from the Office of Naval Research for its Asia-Pacific Research Initiative for Sustainable Energy Systems (APRISES) to continue testing and evaluation of renewable generation and power systems controls for smart- and micro-grids. APRISES has contributed substantial support for smart- and micro-grid research activities to ongoing efforts on Maui, Moloka'i, Coconut Island and at the UH Mānoa campus – recently breaking ground for the installation of two net zero energy classrooms to be completed in spring 2016.

At UH Hilo, a National Science Foundation research project that directly impacts the quality of healthcare of local residents is the Pharm2Pharm program at the Daniel K. Inouye College of Pharmacy. The innovative pharmacist-care system is designed to reduce medication-related hospitalizations and emergency room visits by establishing teamwork between hospital and community pharmacists in rural counties of Hawai'i Island, Maui and Kaua'i. It is expected to save over \$27 million across the state. In FY2015, the program received \$5.7 million in the third increment of a \$14 million award by NSF.

Also in FY2015, UH community college and university campuses were awarded \$69 million in federal grants to support programs serving Native Hawaiians, from pre-school through college and career training. These funds are supporting renovations on campuses, leadership development for Native Hawaiians, STEM education, college student success and Hawai'i culture and language.

We take pride in our extramural research funding increase as it helps to advance the Hawai'i Innovation Initiative, strengthen our economy and make the world a better place to live. Once again, thank you for making the UH research enterprise a large part of your DNA.

Sincerely,

A handwritten signature in black ink, appearing to read 'V. Syrmos', with a stylized flourish at the end.

Vassilis L. Syrmos

Vice President for Research and Innovation

Chart 1

## Awards by Sponsor - 2015 Award Amount in Millions

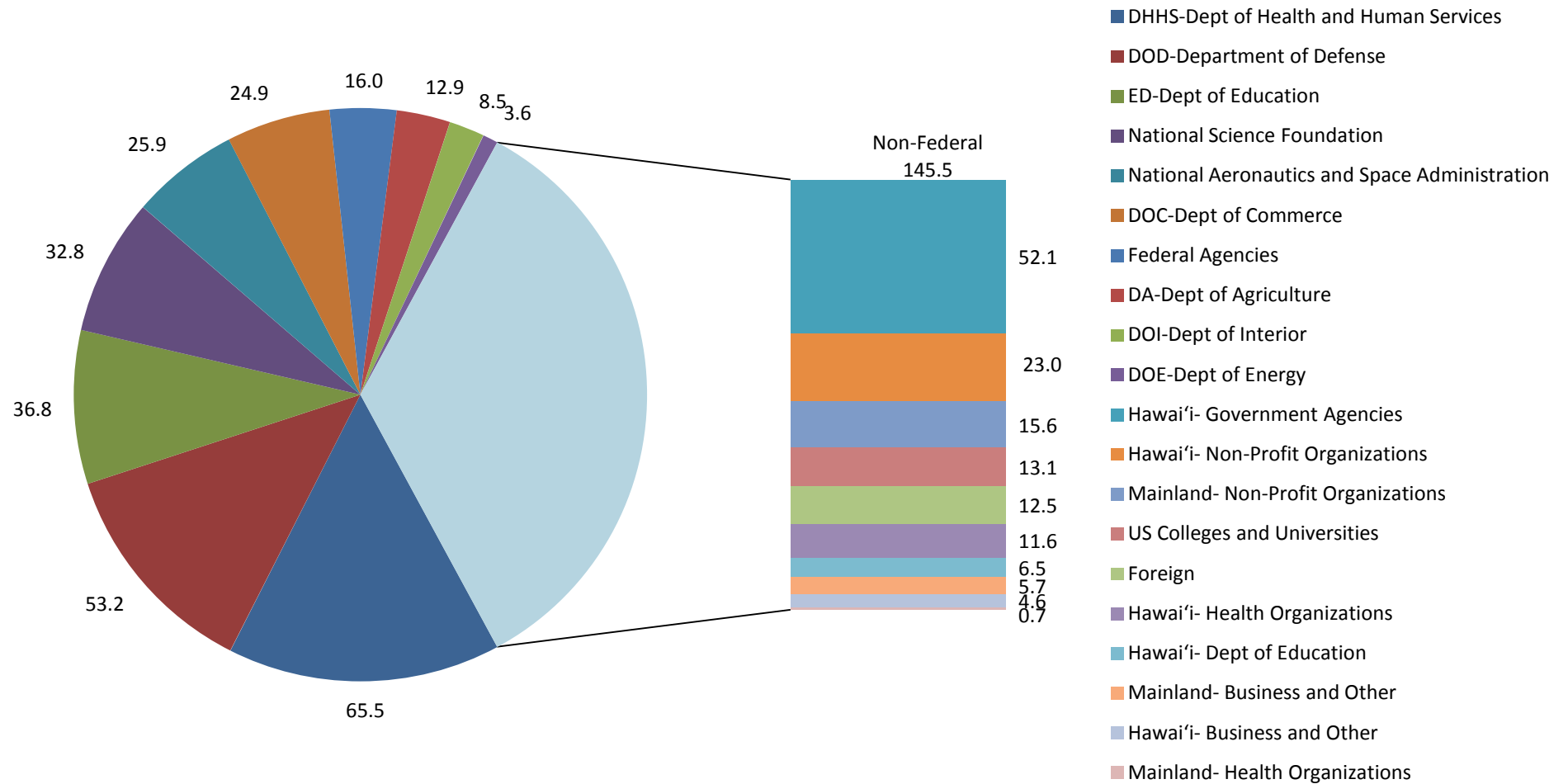


Chart 1

**Figure 1: Contract and Grant Awards by Sponsor Summary - 2015**

<b>Sponsor Type</b>	<b>Amount Awarded</b>	<b>Award Count</b>
DHHS-Dept of Health and Human Services	65,517,844	110
DOD-Department of Defense	53,176,313	75
ED-Dept of Education	36,808,161	70
National Science Foundation	32,835,093	87
National Aeronautics and Space Administration	25,912,694	92
DOC-Dept of Commerce	24,909,828	72
Other Federal Agencies	15,981,072	16
DA-Dept of Agriculture	12,885,870	61
DOI-Dept of Interior	8,505,102	88
DOE-Dept of Energy	3,649,991	10
Hawai'i- Government Agencies	52,087,837	348
Hawai'i- Non-Profit Organizations	23,008,349	284
Mainland- Non-Profit Organizations	15,607,861	101
US Colleges and Universities	13,124,085	145
Foreign	12,538,417	67
Hawai'i- Health Organizations	11,605,915	40
Hawai'i- Dept of Education	6,548,702	21
Mainland- Business and Other	5,686,262	75
Hawai'i- Business and Other	4,604,200	52
Mainland- Health Organizations	656,742	9
<b>Grand Total</b>	<b>425,650,338</b>	<b>1,823</b>

Figure 1

Chart 2

### Federal and Non-Federal Awards, % of Total Awarded FY 2011 - FY 2015

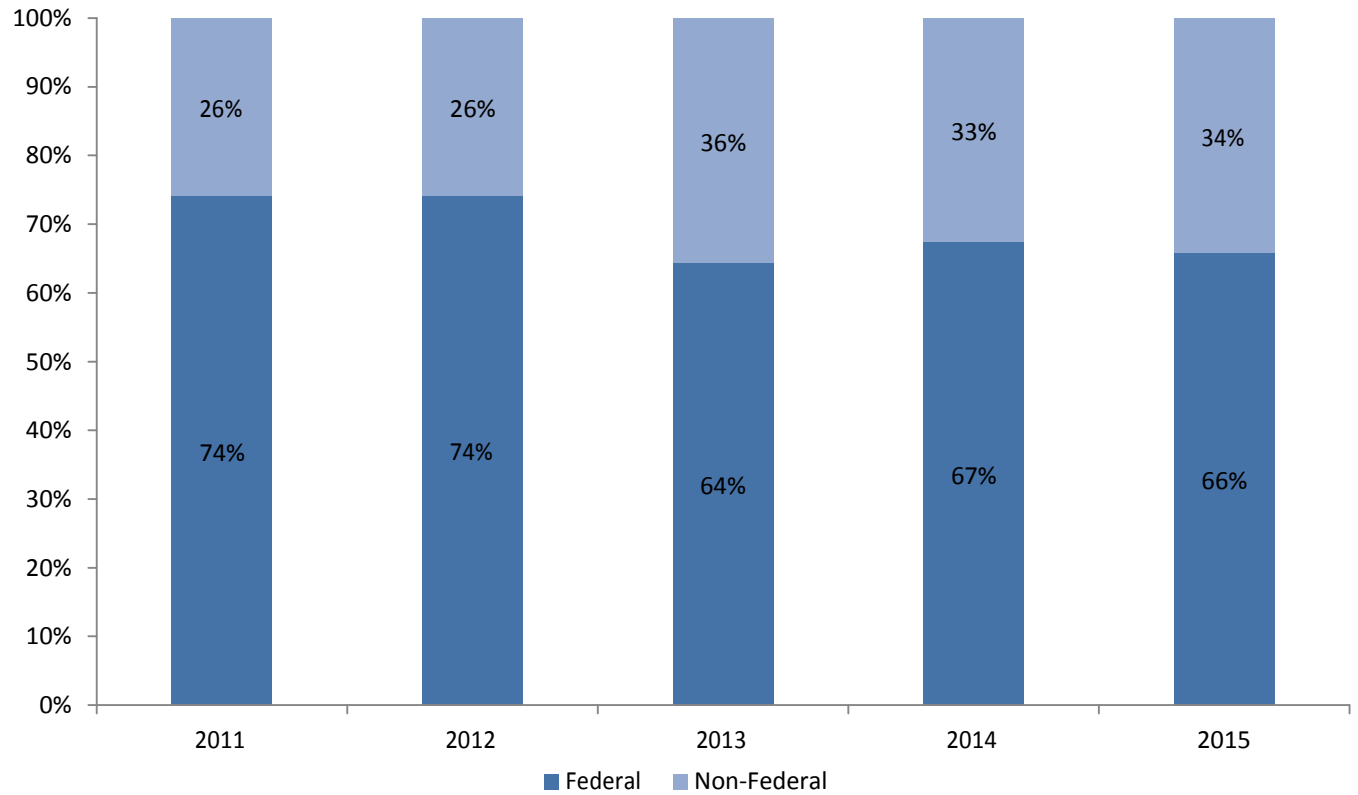


Figure 2: Federal and Non-Federal Award Summary

Source of Funding	FY 2011 Amount Awarded	FY 2012 Amount Awarded	FY 2013 Amount Awarded	FY 2014 Amount Awarded	FY 2015 Amount Awarded
Federal	362,003,028	323,353,886	263,980,647	264,380,218	280,181,968
Non-Federal	126,594,880	112,521,081	145,802,671	127,934,737	145,468,370
<b>Total</b>	<b>488,597,908</b>	<b>435,874,967</b>	<b>409,783,318</b>	<b>392,314,955</b>	<b>425,650,338</b>

Chart 2 and Figure 2

**Chart 3A: Non-Federal Awards by Fiscal Year, in Millions**

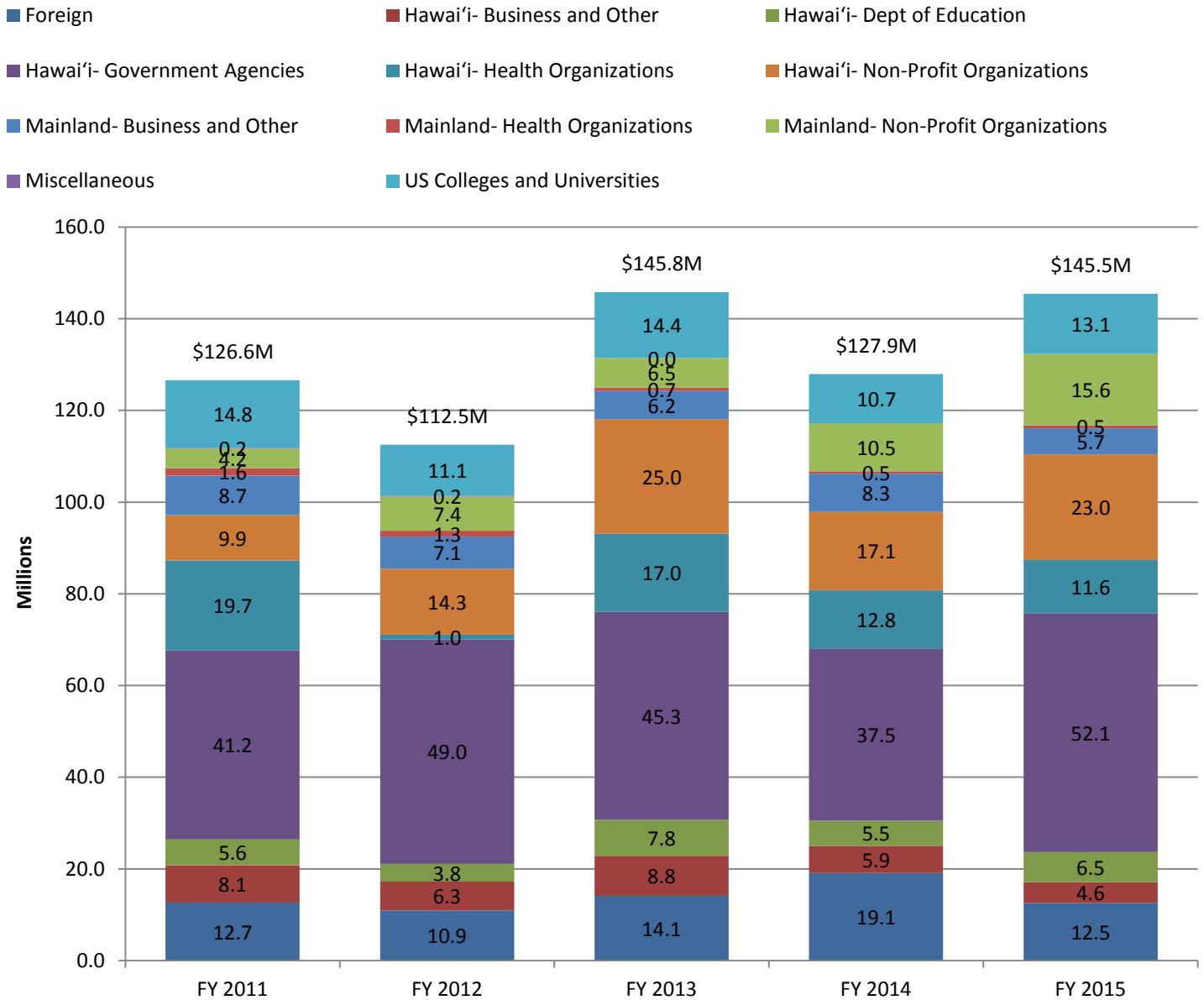


Chart 3A



## Chart 3B: Federal Awards by Fiscal Year, in Millions

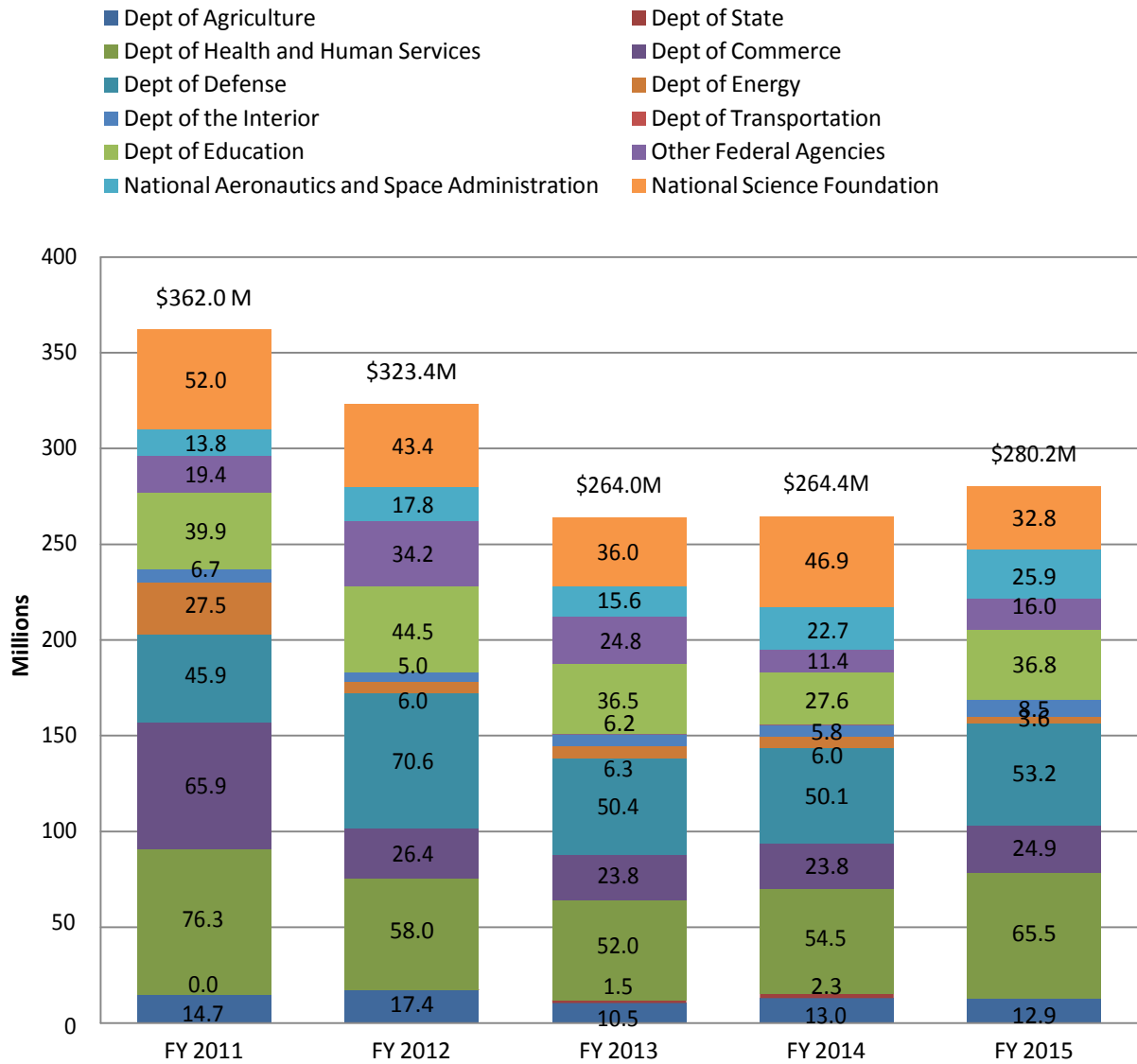


Chart 3B

**Figure 3: Grant and Contract Awards Received from External Sources**  
**Fiscal Year 2011 - 2015**

Source of Funding		FY2011	% of	FY2012	% of	FY2013	% of	FY2014	% of	FY2015	% of
		Amount Awarded	Total	Amount Awarded	Total	Amount Awarded	Total	Amount Awarded	Total	Amount Awarded	Total
<b>Federal</b>	DA-Dept of Agriculture	14,657,133	3%	17,375,514	4%	10,544,569	3%	13,040,882	3%	12,885,870	3%
	Dept of State	-	0%	9,250	0%	1,546,397	0%	2,335,534	1%	-	0%
	DHHS-Dept of Health and Human Services	76,339,402	16%	57,981,206	13%	51,969,432	13%	54,540,150	14%	65,517,844	15%
	DOC-Dept of Commerce	65,901,781	13%	26,416,153	6%	23,827,535	6%	23,781,052	6%	24,909,828	6%
	DOD-Department of Defense	45,851,344	9%	70,630,629	16%	50,425,587	12%	50,125,047	13%	53,176,313	12%
	DOE-Dept of Energy	27,496,587	6%	6,048,107	1%	6,309,014	2%	6,008,761	2%	3,649,991	1%
	DOI-Dept of Interior	6,657,346	1%	5,006,845	1%	6,210,569	2%	5,847,479	1%	8,505,102	2%
	DOT-Dept of Transportation	-	0%	-	0%	124,784	0%	10,000	0%	-	0%
	ED-Dept of Education	39,920,590	8%	44,500,282	10%	36,529,862	9%	27,645,649	7%	36,808,161	9%
	Other Federal Agencies	19,402,958	4%	34,204,355	8%	24,829,955	6%	11,403,852	3%	15,981,072	4%
	National Aeronautics and Space Administration	13,768,492	3%	17,757,775	4%	15,615,148	4%	22,702,185	6%	25,912,694	6%
	National Science Foundation	52,007,395	11%	43,423,770	10%	36,047,795	9%	46,939,627	12%	32,835,093	8%
<b>Subtotal</b>		<b>362,003,028</b>	<b>74%</b>	<b>323,353,886</b>	<b>74%</b>	<b>263,980,647</b>	<b>64%</b>	<b>264,380,218</b>	<b>67%</b>	<b>280,181,968</b>	<b>66%</b>
<b>Non-Federal</b>	Foreign	12,684,402	3%	10,923,010	3%	14,126,278	3%	19,089,519	5%	12,538,417	3%
	Hawai'i- Business and Other	8,107,321	2%	6,306,280	1%	8,758,859	2%	5,931,549	2%	4,604,200	1%
	Hawai'i- Dept of Education	5,633,383	1%	3,849,568	1%	7,845,769	2%	5,519,860	1%	6,548,702	2%
	Hawai'i- Government Agencies	41,191,496	8%	48,973,975	11%	45,346,358	11%	37,455,983	10%	52,087,837	12%
	Hawai'i- Health Organizations	19,659,270	4%	1,039,441	0%	17,011,127	4%	12,781,158	3%	11,605,915	3%
	Hawai'i- Non-Profit Organizations	9,863,373	2%	14,343,456	3%	24,980,130	6%	17,105,305	4%	23,008,349	5%
	Mainland- Business and Other	8,659,607	2%	7,059,345	2%	6,153,313	2%	8,310,778	2%	5,686,262	1%
	Mainland- Health Organizations	1,601,850	0%	1,288,146	0%	706,981	0%	505,858	0%	656,742	0%
	Mainland- Non-Profit Organizations	4,219,209	1%	7,448,311	2%	6,484,735	2%	10,512,867	3%	15,607,861	4%
	Miscellaneous	215,987	0%	158,121	0%	-	0%	-	0%	-	0%
	US Colleges and Universities	14,758,982	3%	11,131,428	3%	14,389,121	4%	10,721,860	3%	13,124,085	3%
<b>Subtotal</b>		<b>126,594,880</b>	<b>26%</b>	<b>112,521,081</b>	<b>26%</b>	<b>145,802,671</b>	<b>36%</b>	<b>127,934,737</b>	<b>33%</b>	<b>145,468,370</b>	<b>34%</b>
<b>Grand Total</b>		<b>488,597,908</b>	<b>100%</b>	<b>435,874,967</b>	<b>100%</b>	<b>409,783,318</b>	<b>100%</b>	<b>392,314,955</b>	<b>100%</b>	<b>425,650,338</b>	<b>100%</b>

Figure 3

**Chart 4: ARRA Awards by Sponsor Type  
2011 to 2015 in Million**

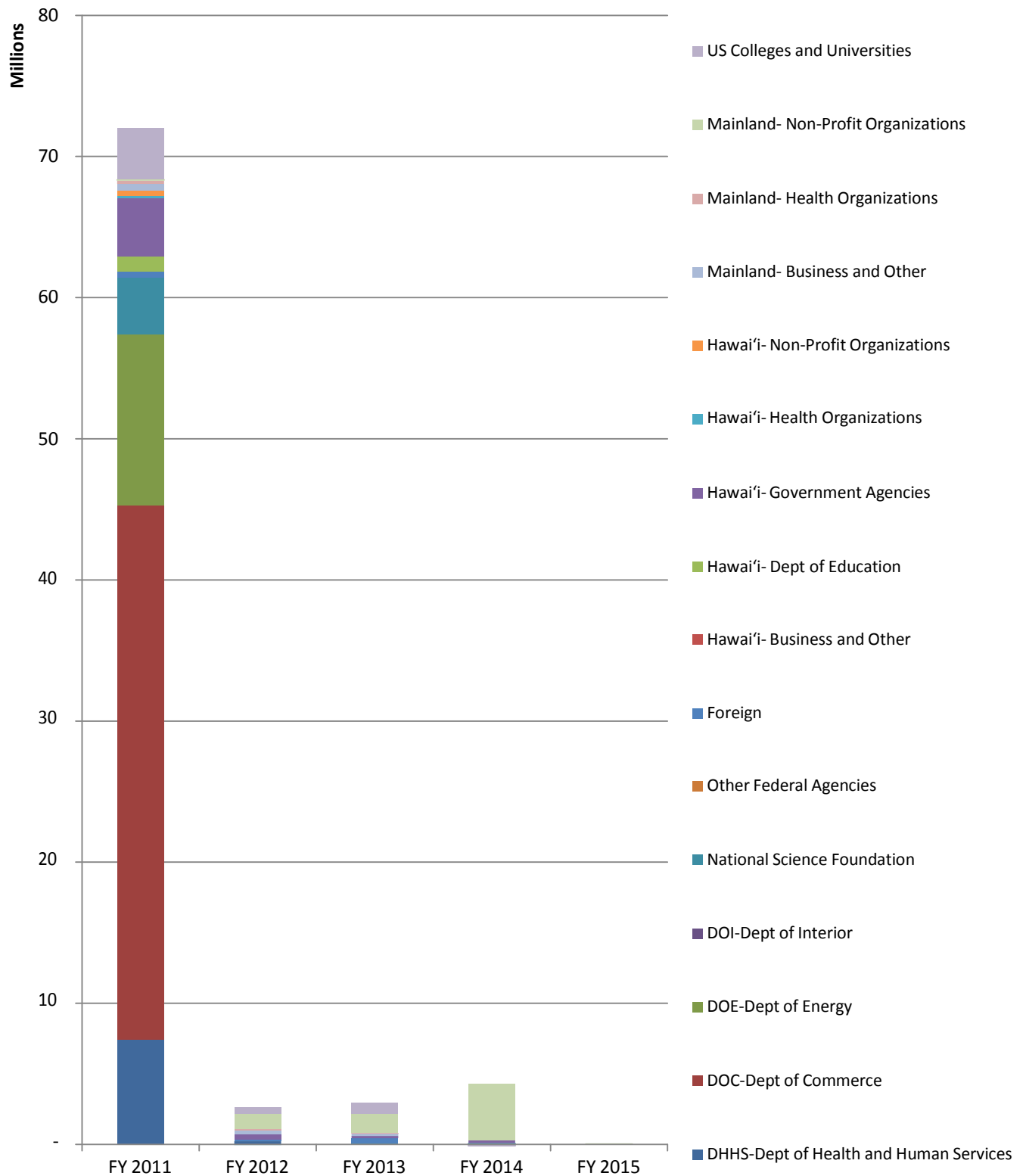


Chart 4

**Figure 4: ARRA Award Summary**  
**Fiscal Years 2011 - 2015**

Source of Funding		2011 Amount Awarded	% of Total	2012 Amount Awarded	% of Total	2013 Amount Awarded	% of Total	2014 Amount Awarded	% of Total	2015 Amount Awarded	% of Total
<b>Federal</b>	DHHS-Dept of Health and Human Serv	7,438,686	10%	228,515	9%						
	DOC-Dept of Commerce	37,871,520	53%					(10,219)	0%		
	DOE-Dept of Energy	12,084,944	17%								
	DOI-Dept of Interior										
	National Science Foundation	4,010,908	6%			96,468	3%	102,918	3%		
	Other Federal Agencies										
	<b>Subtotal</b>	<b>61,406,058</b>	<b>85%</b>	<b>228,515</b>	<b>9%</b>	<b>96,468</b>	<b>3%</b>	<b>92,699</b>	<b>2%</b>	<b>-</b>	
<b>Non-Federal</b>	Foreign	411,973	1%	140,000	5%	344,634	12%				
	Hawai'i- Business and Other										
	Hawai'i- Dept of Education	1,120,080	2%								
	Hawai'i- Government Agencies	4,129,020	6%	356,063	14%	161,586	6%	222,512	5%		
	Hawai'i- Health Organizations	173,476	0%	(39,527)	-2%						
	Hawai'i- Non-Profit Organizations	363,640	1%								
	Mainland- Business and Other	460,787	1%	278,121	11%	145,843	5%		0%		
	Mainland- Health Organizations	230,236	0%	118,346	5%	56,669	2%		0%		
	Mainland- Non-Profit Organizations	106,744	0%	1,072,487	41%	1,338,124	46%	3,979,886	98%	75,000	100%
	US Colleges and Universities	3,592,922	5%	444,901	17%	789,101	27%	(230,774)	-6%		
	<b>Subtotal</b>	<b>10,588,878</b>	<b>15%</b>	<b>2,370,391</b>	<b>91%</b>	<b>2,835,957</b>	<b>97%</b>	<b>3,971,624</b>	<b>98%</b>	<b>75,000</b>	<b>100%</b>
<b>Grand Total</b>		<b>71,994,936</b>	<b>100%</b>	<b>2,598,906</b>	<b>100%</b>	<b>2,932,425</b>	<b>100%</b>	<b>4,064,323</b>	<b>100%</b>	<b>75,000</b>	<b>100%</b>

Figure 4

# Chart 5: Contract and Grant Proposals Submitted Fiscal Year 2014 - 2015



Chart 5

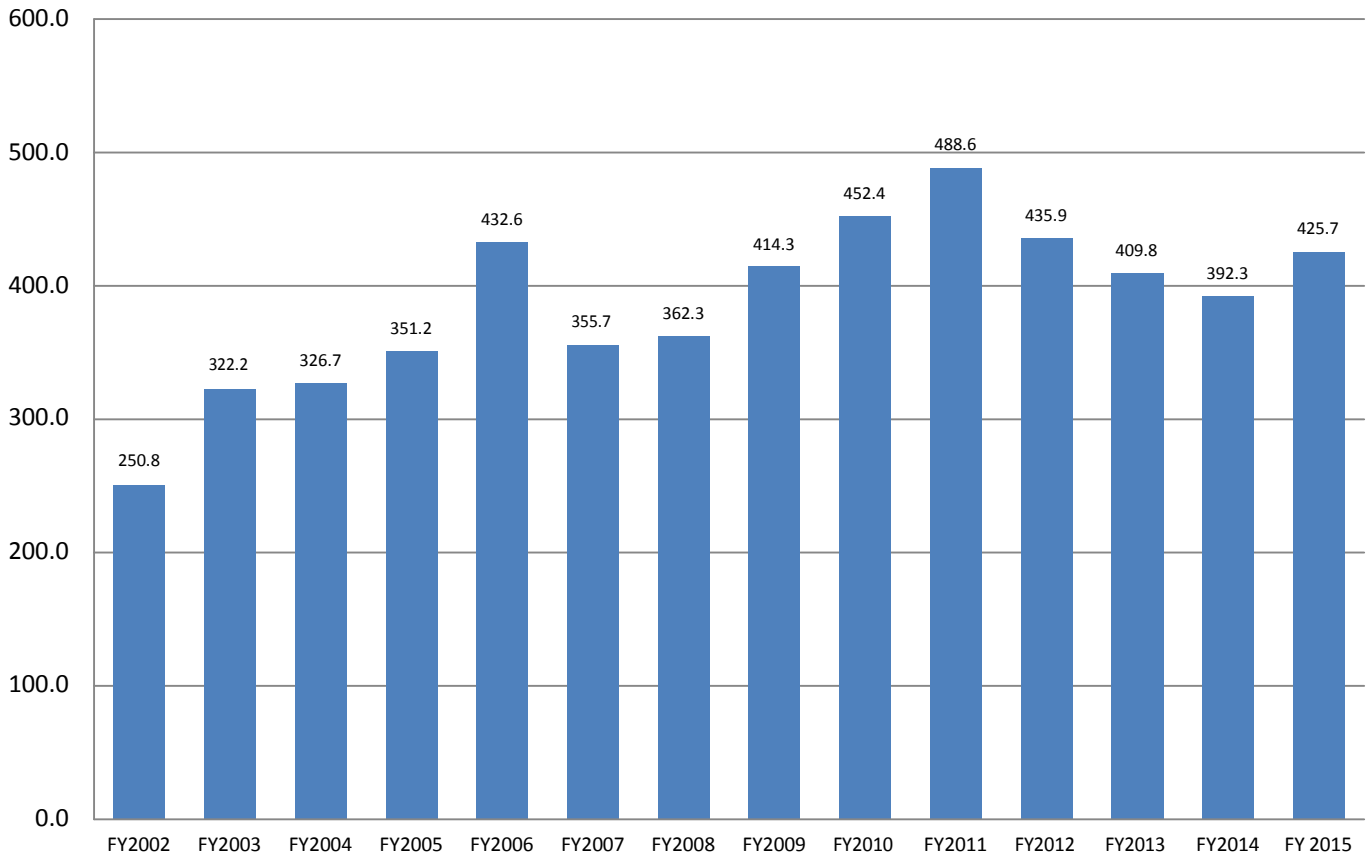
**Figure 5: Grants and Contract Proposals Submitted  
Fiscal Year 2014 - 2015**

<b>Source of Funds</b>		<b>FY2014</b>		<b>FY2015</b>	
		<b>Proposals Submitted</b>	<b>Requested Amount</b>	<b>Proposals Submitted</b>	<b>Requested Amount</b>
<b>Federal</b>	DA-Dept of Agriculture	90	45,873,445	108	31,391,301
	Dept of State	5	2,033,835	9	11,222,034
	DHHS-Dept of Health and Human Services	183	309,422,921	174	251,730,429
	DOC-Dept of Commerce	98	39,458,523	100	27,847,247
	DOD-Department of Defense	67	65,768,259	65	57,347,911
	DOE-Dept of Energy	18	20,300,890	10	17,983,984
	DOI-Dept of Interior	57	8,539,586	67	8,440,004
	DOT-Dept of Transportation	3	110,000	1	64,588
	ED-Dept of Education	73	164,744,161	52	94,852,976
	Federal Agencies	41	39,866,219	48	26,866,281
	National Aeronautics and Space Administration	135	94,398,676	112	63,430,666
	National Science Foundation	345	215,448,608	280	168,857,681
	<b>Subtotal</b>	1,115	1,005,965,124	1,026	760,035,102
<b>Non-Federal</b>	Foreign	70	20,264,671	79	15,961,343
	Hawai'i- Business and Other	68	8,461,463	65	10,347,701
	Hawai'i- Dept of Education	16	7,348,646	22	6,811,816
	Hawai'i- Government Agencies	297	43,795,832	365	66,842,345
	Hawai'i- Health Organizations	68	23,384,648	42	14,955,462
	Hawai'i- Non-Profit Organizations	249	26,690,886	285	27,430,546
	Mainland- Business and Other	92	10,709,513	81	11,290,741
	Mainland- Health Organizations	37	11,604,721	31	10,015,137
	Mainland- Non-Profit Organizations	116	21,601,774	137	25,116,418
	US Colleges and Universities	172	36,401,928	168	44,523,961
	<b>Subtotal</b>	1,185	210,264,082	1,275	233,295,470
<b>Grand Total</b>		<b>2,300</b>	<b>1,216,229,205</b>	<b>2,301</b>	<b>993,330,572</b>

Figure 5



**Chart 6: Total Contract and Grant Awards  
FY 2002-2015, in Millions**



**Figure 6: Total Grants and Contract Awards Summary  
Fiscal Years 2002 to 2015**

Year	Total Awarded	% Change	Year	Total Awarded	% Change
<b>FY 2002</b>	\$ 250,794,143	16%	<b>FY 2009</b>	\$ 414,260,208	14%
<b>FY 2003</b>	\$ 322,220,492	28%	<b>FY 2010</b>	\$ 452,408,669	9%
<b>FY 2004</b>	\$ 326,719,448	1%	<b>FY 2011</b>	\$ 488,597,908	8%
<b>FY 2005</b>	\$ 351,209,277	7%	<b>FY 2012</b>	\$ 435,874,967	-11%
<b>FY 2006</b>	\$ 432,594,275	23%	<b>FY 2013</b>	\$ 409,783,318	-6%
<b>FY 2007</b>	\$ 355,724,605	-18%	<b>FY 2014</b>	\$ 392,314,955	-4%
<b>FY 2008</b>	\$ 362,289,909	2%	<b>FY 2015</b>	\$ 425,650,338	8%

Chart 6 and Figure 6

**Figure 7: Top Individual Awards in FY 2015**

Award Amount	PI Name	Department	Award Sponsor	Title
9,999,870	Clyde Sakamoto	Chancellor, UH Maui College	LABOR, DEPT-EMPLOYMENT TRNG ADM-FED	Sustaining Health, Strengthening Security in the Aloha State
9,001,059	Richard Rocheleau	Applied Research Laboratory	DEFENSE, DEPT-NAVY NAVAL FAC ENGRG COMMAND	Hawai'i Wave Energy Test Site
8,484,343	Richard Rocheleau	Hawai'i Natural Energy Institute (HNEI)	DEFENSE, DEPT-NAVY OFC OF NAVAL RSCH	Asia Pacific Research Initiative for Sustainable Energy Systems 2014 (APRISES14)
5,780,649	Karen Pellegrin		HEALTH & HUMAN SVC, DEPT-CTR FOR MEDICARE & MEDICAID SVCS	Pharm2Pharm Service Innovation
5,372,200	Alexander Shor	School of Ocean and Earth Science and Technology	NATIONAL SCIENCE FOUNDATION	R/V Kilo Moana Ship Operations 2012-2016
5,135,000	Karl E Kim	Urban and Regional Planning	HOMELAND SECURITY, DEPT-FEMA	National Disaster Preparedness Training Center (NDPTC)
5,021,593	Loic Le Marchand	Cancer Etiology	HEALTH & HUMAN SVC, DEPT-NIH-FED NATL CANCER INST	Obesity, Body Fat Distribution, and Cancer Risk in the Multiethnic Cohort
4,967,049	Rachel Novotny	College of Tropical Agriculture and Human Resources	AGRICULTURE, DEPT-NATL INS FOOD AND AGRICULTURE	Children's Healthy Living Program for Remote Underserved Minority Populations in the Pacific Region
4,752,000	Mark Merrifield	Joint Institute for Marine and Atmospheric Research (JIMAR)	COMMERCE, DEPT-NATL NOAA-FED	Sustaining Healthy Coastal Ecosystems
4,385,293	David Lassner	Pacific Disaster Center	DEFENSE, DEPT-DEPUTY UNDR SECRETARY OF DEF	Managing Partner of Pacific Disaster Center
4,374,814	John Morton	Office of the Vice President for Community Colleges	UNIVERSITY HAWAI'I FOUNDATION	Culinary Institute of the Pacific
4,063,696	Ivica Zalud	Department of Obstetrics, Gynecology and Women's Health	UNIVERSITY CLINICAL EDUCATIONAL & RSCH ASSOC (UCERA)	REIMBURSEMENT AGREEMENT FISCAL YEAR 2015 - AGREEMENT NO. SF15-UCERA-OBGYN
3,993,478	Ruth Gates	Hawai'i Institute of Marine Biology (HIMB)	Allen (Paul G) Family Foundation	Building a Biological Toolkit to Mitigate Ocean Acidification Impacts and Restore Coral Reefs
3,876,000	David Lassner	Office of the Vice President for Research and Innovation	DEFENSE, DEPT-DEPUTY UNDR SECRETARY OF DEF	Managing Partner of Pacific Disaster Center
3,743,675	Loic Le Marchand	Cancer Etiology	HEALTH & HUMAN SVC, DEPT-NIH-FED NATL CANCER INST	Understanding Ethnic Differences in Cancer: The Multiethnic Cohort Study

Figure 7

**Figure 8: Top 50 Pls for FY 2015**

<b>Rank</b>	<b>Investigator</b>	<b>Total Amount Awarded</b>	<b>Unit</b>
1	David Lassner	24,149,094.00	President, University of Hawai'i System
2	Richard Rocheleau	18,383,113.00	School of Ocean and Earth Science and Technology
3	Mark Merrifield	15,474,112.00	School of Ocean and Earth Science and Technology
4	David Duffy	15,249,426.00	College of Natural Sciences
5	Clyde Sakamoto	13,311,920.00	Chancellor, UH Maui College
6	Alexander Shor	12,737,865.00	School of Ocean and Earth Science and Technology
7	Loic Le Marchand	9,686,834.00	University of Hawai'i Cancer Center
8	David Karl	7,359,401.00	School of Ocean and Earth Science and Technology
9	Alan Tokunaga	7,103,161.00	Institute for Astronomy
10	Richard Wainscoat	7,015,629.00	Institute for Astronomy
11	Clifford Morden	6,964,179.00	College of Natural Sciences
12	Jerris Hedges	6,376,090.00	John A. Burns School of Medicine
13	Karen Pellegrin	5,780,649.00	College of Pharmacy
14	Karen Lee	5,696,292.00	Office of the VP for Academic Planning and Policy
15	John Morton	5,654,865.00	Office of the Vice President for Community Colleges
16	Karl E Kim	5,235,000.00	College of Social Sciences
17	Donald Straney	5,080,000.00	Chancellor, UH Hilo
18	Rachel Novotny	4,967,049.00	College of Tropical Agriculture and Human Resources
19	Ivica Zalud	4,441,758.00	John A. Burns School of Medicine
20	Ruth Gates	4,359,567.00	School of Ocean and Earth Science and Technology
21	Norman Okamura	4,327,601.00	College of Social Sciences
22	Ardis Eschenberg	3,757,635.00	Chancellor, Windward Community College
23	Jason Leigh	3,474,923.00	College of Natural Sciences
24	Marla Berry	3,149,701.00	John A. Burns School of Medicine
25	Donald Young	3,060,692.00	College of Education
26	Leon Roose	2,953,618.00	School of Ocean and Earth Science and Technology
27	Christopher Ostrander	2,791,086.00	School of Ocean and Earth Science and Technology
28	Luke Flynn	2,778,772.00	School of Ocean and Earth Science and Technology
29	Brenda Yukari Hernandez	2,727,401.00	University of Hawai'i Cancer Center
30	Darren Lerner	2,680,042.00	School of Ocean and Earth Science and Technology
31	Anthony Guerrero	2,669,149.00	John A. Burns School of Medicine
32	John Learned	2,652,976.00	College of Natural Sciences
33	Susan Meyers Chandler	2,639,782.00	College of Social Sciences
34	Kelly Roberts	2,636,788.00	College of Education
35	Michael Pecsok	2,585,292.00	Chancellor, Leeward Community College
36	Richard Yanagihara	2,543,843.00	John A. Burns School of Medicine
37	Herbert Yu	2,528,887.00	University of Hawai'i Cancer Center
38	Michele Carbone	2,271,653.00	University of Hawai'i Cancer Center
39	Jon Yoshioka	2,228,795.00	College of Education
40	William Ward	2,149,380.00	John A. Burns School of Medicine
41	Robert Nichols	2,130,817.00	John A. Burns School of Medicine
42	Lui Hokoana	2,000,000.00	Chancellor, UH West O'ahu
43	Leon Richards	1,963,365.00	Chancellor, Kapi'olani Community College
44	Kenneth Nakamura	1,945,702.00	John A. Burns School of Medicine
45	Kelvin Richards	1,912,107.00	School of Ocean and Earth Science and Technology
46	Joseph Kaholokula	1,888,920.00	John A. Burns School of Medicine
47	Jason Maddock	1,874,425.00	School of Social Work
48	Cecilia Shikuma	1,862,702.00	John A. Burns School of Medicine
49	Lee Stein	1,860,888.00	Chancellor, UH Maui College
50	Sharon Ziegler	1,816,952.00	College of Agriculture, Forestry and Natural Resource Mgt

**Chart 7: Contract and Grant Awards by Campus  
in Millions  
Fiscal Year 2015**

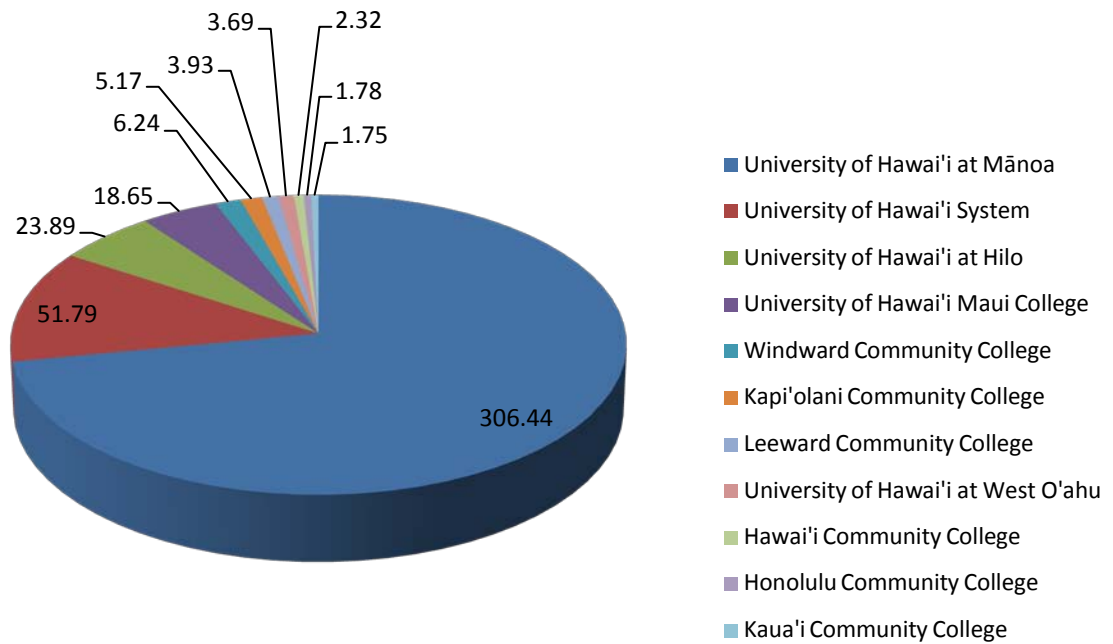


Chart 7

# **Chart 8: Contract and Grant Awards for UH Mānoa by College/Department, in Millions**

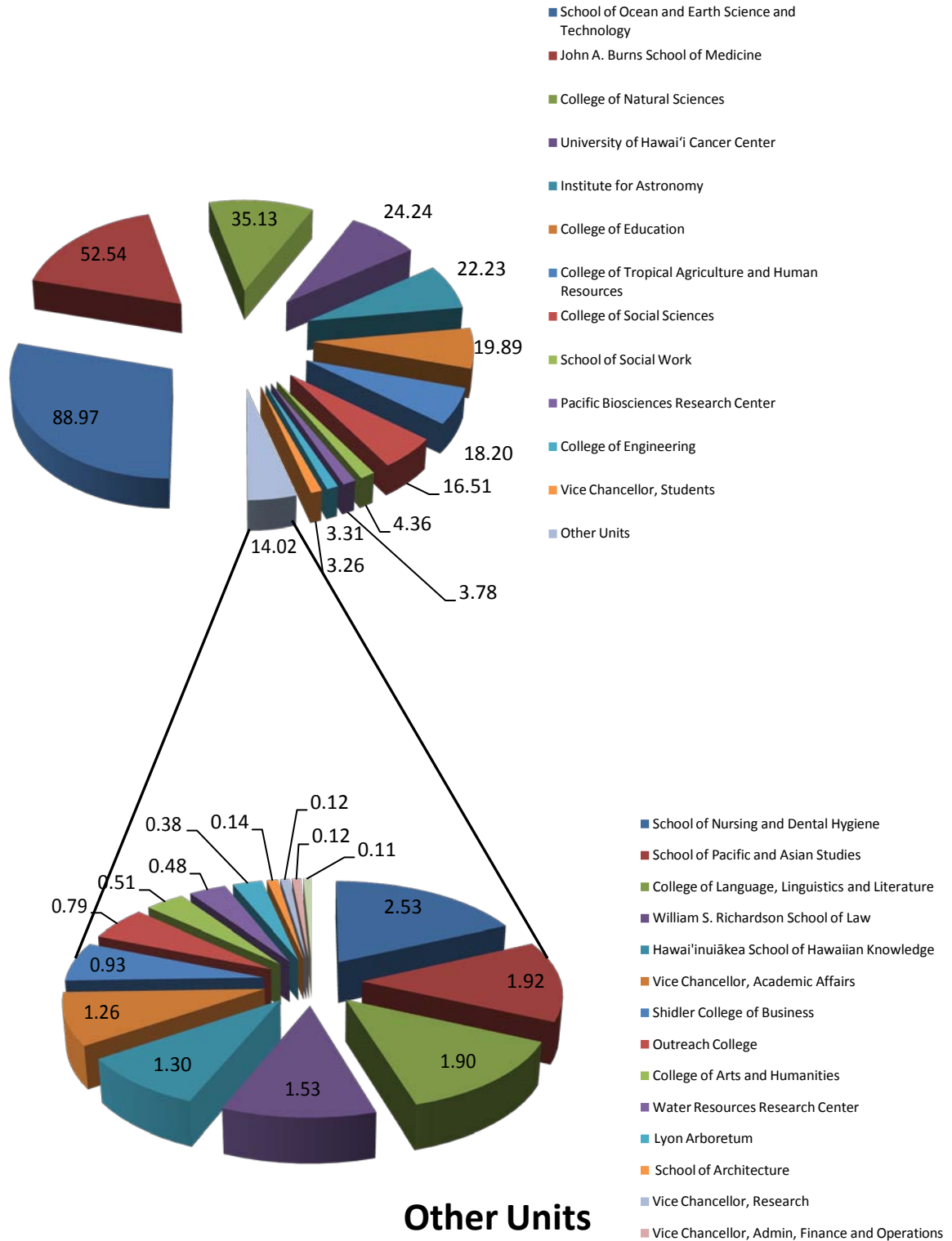


Chart 8

**Chart 9: Contract and Grant Awards for UH Hilo  
by College/Department in Millions**

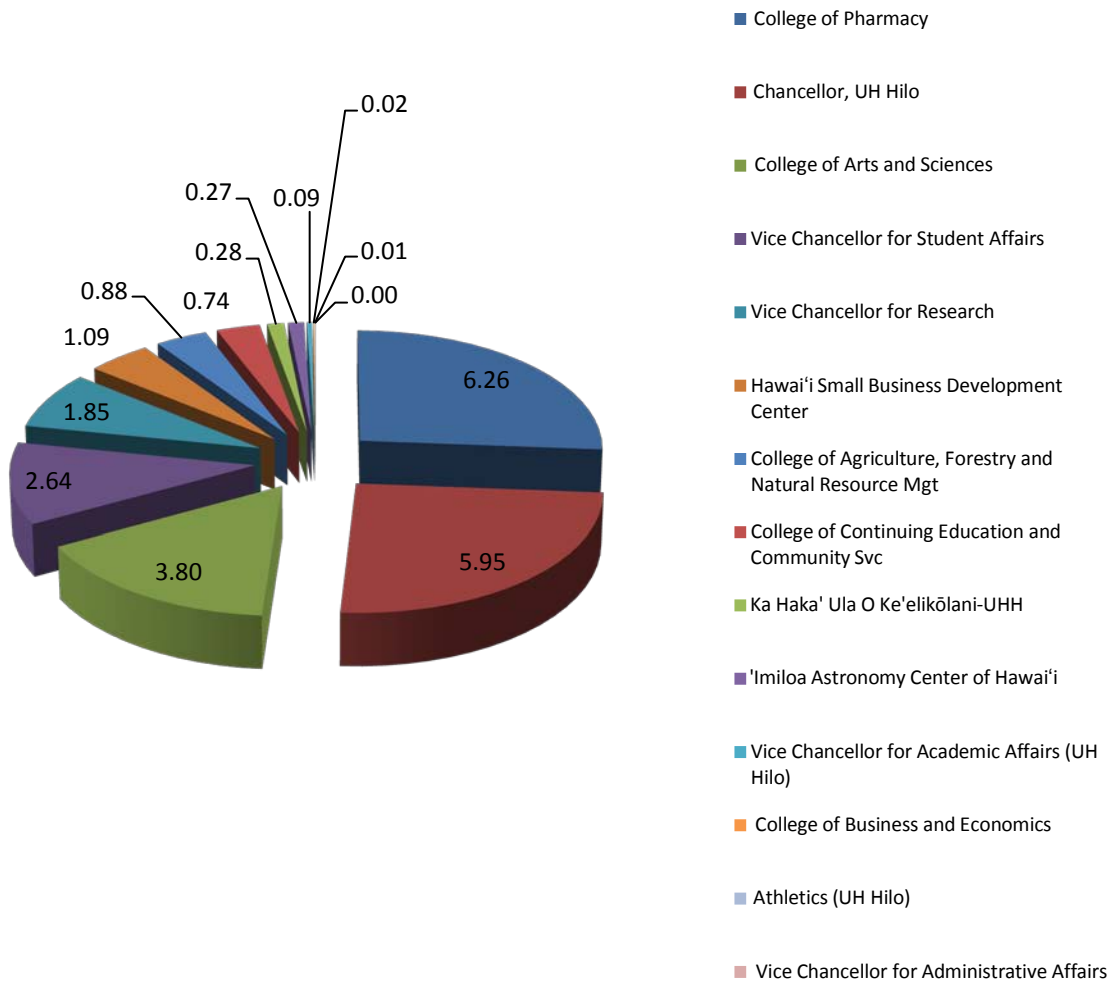


Chart 9



Figure 9: Contract and Grant Awards Summary by Campus and by College/Department for  
UH Hilo and UH Mānoa FY 2015

Campus	Award Amount	Award Count	% of Total
<b>Hawai'i Community College</b>	2,321,010	10	1%
<b>Honolulu Community College</b>	1,780,747	7	0%
<b>Kapi'olani Community College</b>	5,174,282	15	1%
<b>Kaua'i Community College</b>	1,754,417	6	0%
<b>Leeward Community College</b>	3,930,191	13	1%
<b>University of Hawai'i at Hilo</b>	23,888,242	145	6%
<b>University of Hawai'i at Mānoa</b>	306,439,623	1,514	72%
<b>University of Hawai'i at West O'ahu</b>	3,686,265	7	1%
<b>University of Hawai'i Maui College</b>	18,650,061	30	4%
<b>University of Hawai'i System</b>	51,789,890	56	12%
<b>Windward Community College</b>	6,235,610	20	1%
<b>Grand Total</b>	<b>425,650,338</b>	<b>1,823</b>	<b>100%</b>

UH Hilo College/Department	Award Amount	Award Count	% of Total
<b>University of Hawai'i at Hilo</b>	23,888,242	145	6%
<b>Chancellor, UH Hilo</b>	5,953,976	7	1%
<b>College of Agriculture, Forestry and Natural Resource Mgt</b>	880,810	16	0%
College of Agriculture, Forestry and Natural Resource Mgt	367,784	7	0%
Pacific Aquaculture and Coastal Resources Ctr	513,026	9	0%
<b>College of Arts and Sciences</b>	3,801,888	36	1%
Anthropology (UH Hilo)	106,541	1	0%
Biology (UH Hilo)	670,449	7	0%
College of Arts and Sciences	268,906	3	0%

Figure 9

Figure 9: Contract and Grant Awards Summary by Campus and by College/Department for  
UH Hilo and UH Mānoa FY 2015

UH Hilo College/Department	Award Amount	Award Count	% of Total
Geography (UH Hilo)	298,845	2	0%
Marine Science	358,153	5	0%
Mathematics (UH Hilo)	786,100	3	0%
Natural Sciences Division	244,518	5	0%
Psychology (UH Hilo)	468,796	6	0%
Physics and Astronomy	374,730	2	0%
Social Sciences Division	224,850	2	0%
<b>College of Continuing Education and Community Svc</b>	736,100	10	0%
<b>College of Pharmacy</b>	6,255,453	9	1%
College of Pharmacy	5,785,649	2	1%
Pharmaceutical Sciences	459,804	6	0%
Pharmacy Practice	10,000	1	0%
<b>Hawai'i Small Business Development Center</b>	1,093,089	8	0%
<b>'Imiloa Astronomy Center of Hawai'i</b>	267,347	8	0%
<b>Ka Haka 'Ula O Ke'elikōlani-UHH</b>	283,900	4	0%
<b>Vice Chancellor for Academic Affairs (UH Hilo)</b>	87,873	1	0%
<b>Vice Chancellor for Research</b>	1,846,139	33	0%
<b>Vice Chancellor for Student Affairs</b>	2,644,572	10	1%
Center for Gifted and Talented Native Hawaiian Children	1,398,924	2	0%

Figure 9

Figure 9: Contract and Grant Awards Summary by Campus and by College/Department for  
UH Hilo and UH Mānoa FY 2015

UH Hilo College/Department	Award Amount	Award Count	% of Total
Upward Bound	1,000,000	4	0%
Vice Chancellor for Student Affairs	245,648	4	0%
<b>College of Business and Economics</b>	24,970	1	0%
<b>Athletics (UH Hilo)</b>	10,000	1	0%
<b>Vice Chancellor for Administrative Affairs</b>	2,125	1	0%
UH Mānoa College/Department	Award Amount	Award Count	% of Total
<b>College of Arts and Humanities</b>	512,572	20	0%
American Studies	94,729	3	0%
Art and Art History	5,395	1	0%
College of Arts and Humanities	5,000	1	0%
Communicology	33,600	3	0%
History (UH Mānoa)	50,925	1	0%
Music (UH Mānoa)	38,163	3	0%
Philosophy (UH Mānoa)	202,954	5	0%
Theatre and Dance	11,494	1	0%
UHM Uehiro Academy for Philosophy and Ethics in Education	70,312	2	0%
<b>College of Education</b>	19,888,925	63	5%
Center on Disability Studies/University Affiliated Pgms	9,072,956	32	2%
College of Education	4,552,534	10	1%
Curriculum Research and Development Group	3,023,460	8	1%

Figure 9

Figure 9: Contract and Grant Awards Summary by Campus and by College/Department for  
UH Hilo and UH Mānoa FY 2015

UH Mānoa College/Department	Award Amount	Award Count	% of Total
Department of Curriculum Studies	30,000	2	0%
Department of Educational Psychology	29,526	1	0%
Department of Kinesiology and Rehabilitation Science	895,494	8	0%
Department of Special Education	2,228,795	1	1%
Institute for Teacher Education	2,503,505	4	1%
Office of Student Academic Services	56,160	1	0%
<b>College of Engineering</b>	<b>3,312,378</b>	<b>38</b>	<b>1%</b>
Civil and Environmental Engineering	613,457	7	0%
College of Engineering	125,632	7	0%
Electrical Engineering	651,274	7	0%
Hawai'i Center for Advanced Communications	959,376	4	0%
Mechanical Engineering	962,639	13	0%
<b>College of Language, Linguistics and Literature</b>	<b>1,897,049</b>	<b>27</b>	<b>0%</b>
College of Language, Linguistics and Literature	823,067	1	0%
Department of East Asian Languages and Literature	646,989	7	0%
Department of English	32,067	6	0%
Department of Indo-Pacific Languages	94,130	3	0%
Department of Linguistics	282,331	5	0%
Department of Second Language Studies	8,265	4	0%
Dept of Languages and Literatures of Europe and the Americas	10,200	1	0%

Figure 9

Figure 9: Contract and Grant Awards Summary by Campus and by College/Department for  
UH Hilo and UH Mānoa FY 2015

UH Mānoa College/Department	Award Amount	Award Count	% of Total
<b>College of Natural Sciences</b>	35,128,941	249	8%
College of Natural Sciences	3,674,908	6	1%
Department of Biology (Biology Program)	1,457,386	14	0%
Department of Botany	22,671,011	180	5%
Department of Chemistry	1,669,851	13	0%
Department of Mathematics	190,106	5	0%
Department of Microbiology	267,900	1	0%
Department of Physics and Astronomy	4,384,169	21	1%
Department of Zoology	84,949	3	0%
Information and Computer Sciences	728,661	6	0%
<b>College of Social Sciences</b>	16,507,535	67	4%
College of Social Sciences	221,505	5	0%
Department of Anthropology	94,188	2	0%
Economics (UH Mānoa)	53,418	2	0%
Ethnic Studies	15,034	2	0%
Geography (UH Mānoa)	555,826	5	0%
Political Science (UH Mānoa)	133,000	3	0%
Psychology (UH Mānoa)	592,100	4	0%
School of Communications	278,300	1	0%
Social Science Research Institute	6,181,253	31	1%
Social Sciences Public Policy Center	2,639,782	2	1%
Sociology (UH Mānoa)	37,599	3	0%
Urban and Regional Planning	5,705,530	7	1%

Figure 9

Figure 9: Contract and Grant Awards Summary by Campus and by College/Department for  
UH Hilo and UH Mānoa FY 2015

UH Mānoa College/Department	Award Amount	Award Count	% of Total
<b>College of Tropical Agriculture and Human Resources</b>	18,200,003	142	4%
Agricultural Diagnostic Service Center	(402,926)	1	0%
Center on the Family	1,487,165	8	0%
College of Tropical Agriculture and Human Resources	5,991,009	15	1%
Family and Consumer Sciences	21,500	2	0%
Hawai'i County	11,197	2	0%
Human Nutrition, Food and Animal Sciences	734,566	11	0%
Kaua'i County	13,800	1	0%
Molecular Biosciences and Bioengineering	672,025	7	0%
Natural Resources and Environmental Mgt	1,720,365	27	0%
O'ahu County	615,451	7	0%
Office of the Assoc Dean for Academic and Student Affairs	2,357,505	4	1%
Plant and Environmental Protection Sciences	4,230,258	41	1%
Tropical Plant and Soil Science	594,672	13	0%
Maui County	153,416	3	0%
<b>Hawai'inuiakea School of Hawaiian Knowledge</b>	1,299,124	5	0%
Hawai'inuiakea School of Hawaiian Knowledge	1,291,124	4	0%
Kamakakūokalani Center for Hawaiian Studies	8,000	1	0%
<b>Institute for Astronomy</b>	22,227,055	81	5%
<b>John A. Burns School of Medicine</b>	52,540,365	186	12%
Center for Cardiovascular Research	511,965	2	0%
Department of Anatomy, Biochemistry, and Physiology	545,055	4	0%

Figure 9



Figure 9: Contract and Grant Awards Summary by Campus and by College/Department for  
UH Hilo and UH Mānoa FY 2015

UH Mānoa College/Department	Award Amount	Award Count	% of Total
Department of Cell and Molecular Biology	4,255,646	20	1%
Department of Complementary and Alternative Medicine	1,782,069	6	0%
Department of Family Medicine and Community Health	1,810,259	9	0%
Department of Geriatric Medicine	685,617	5	0%
Department of Medicine	7,002,013	26	2%
Department of Native Hawaiian Health	3,911,201	16	1%
Department of Obstetrics, Gynecology and Women's Health	4,441,758	8	1%
Department of Pediatrics	5,387,221	13	1%
Department of Psychiatry	3,702,526	10	1%
Department of Surgery	1,148,648	7	0%
Department of Tropical Medicine, Medical Micro and Pharm	3,143,347	31	1%
Hawaii Center for Aids Research	531,618	3	0%
Institute for Biogenesis Research	2,617,166	7	1%
John A. Burns School of Medicine	10,186,388	15	2%
Magnetic Resonance Imaging Center	158,687	1	0%
Native Hawaiian Center of Excellence	719,181	3	0%
<b>Lyon Arboretum</b>	381,413	4	0%
<b>Outreach College</b>	788,766	6	0%
Community Programs	66,079	3	0%
Non-Credit Programs (UH Mānoa)	2,687	1	0%
Outreach College	720,000	2	0%
<b>Pacific Biosciences Research Center</b>	3,778,961	38	1%

Figure 9

Figure 9: Contract and Grant Awards Summary by Campus and by College/Department for  
UH Hilo and UH Mānoa FY 2015

UH Mānoa College/Department	Award Amount	Award Count	% of Total
<b>School of Architecture</b>	139,938	2	0%
<b>School of Nursing and Dental Hygiene</b>	2,531,252	18	1%
Department of Nursing	2,121,781	12	0%
School of Nursing and Dental Hygiene	404,471	5	0%
Hawai'i State Center for Nursing	5,000	1	0%
<b>School of Ocean and Earth Science and Technology</b>	88,968,671	36	21%
Center for Microbial Oceanography, Research and Edu (C-MORE)	7,870,133	7	2%
Department of Geology and Geophysics	1,833,840	25	0%
Department of Meteorology	1,744,298	7	0%
Department of Ocean and Resources Engineering	939,114	13	0%
Department of Oceanography	6,298,678	44	1%
Hawai'i Institute of Geophysics and Planetology (HIGP)	9,848,318	76	2%
Hawai'i Institute of Marine Biology (HIMB)	6,710,938	42	2%
Hawai'i Natural Energy Institute (HNEI)	11,024,917	21	3%
International Pacific Research Center (IPRC)	5,186,598	31	1%
Joint Institute for Marine and Atmospheric Research (JIMAR)	16,698,183	50	4%
School of Ocean and Earth Science and Technology	15,778,683	26	4%
Sea Grant College Program	4,966,808	21	1%
University Marine Center/Ship Operations	68,163	1	0%
<b>School of Pacific and Asian Studies</b>	1,923,940	19	0%
Center for Chinese Studies	210,190	2	0%
Center for Japanese Studies	603,350	3	0%

Figure 9

Figure 9: Contract and Grant Awards Summary by Campus and by College/Department for  
UH Hilo and UH Mānoa FY 2015

UH Mānoa College/Department	Award Amount	Award Count	% of Total
Center for Korean Studies	104,000	7	0%
School of Pacific and Asian Studies	14,000	3	0%
Center for Southeast Asian Studies	587,400	2	0%
Center for Pacific Islands Studies	405,000	2	0%
<b>School of Social Work</b>	<b>4,359,038</b>	<b>39</b>	<b>1%</b>
<b>Shidler College of Business</b>	<b>930,642</b>	<b>5</b>	<b>0%</b>
Department of Information Technology Management	360,709	1	0%
Shidler College of Business	569,933	4	0%
<b>University of Hawai'i Cancer Center</b>	<b>24,244,005</b>	<b>74</b>	<b>6%</b>
Cancer Etiology	16,997,806	32	4%
Clinical Sciences	1,905,269	13	0%
Natural Products	2,571,915	16	1%
Social and Behavioral Sciences	487,747	5	0%
University of Hawai'i Cancer Center	2,281,268	8	1%
<b>Vice Chancellor, Academic Affairs</b>	<b>1,258,963</b>	<b>9</b>	<b>0%</b>
Graduate Education	737,793	3	0%
International & Exch Prog	46,040	1	0%
Library (UH Mānoa)	3,789	2	0%
Service Learning	16,638	1	0%
Undergraduate Education	382,529	1	0%
Vice Chancellor, Academic Affairs	2,174	1	0%
<b>Vice Chancellor, Admin, Finance and Operations</b>	<b>117,037</b>	<b>3</b>	<b>0%</b>

Figure 9

Figure 9: Contract and Grant Awards Summary by Campus and by College/Department for  
UH Hilo and UH Mānoa FY 2015

UH Mānoa College/Department	Award Amount	Award Count	% of Total
<b>Vice Chancellor, Research</b>	120,250	1	0%
<b>Vice Chancellor, Students</b>	3,264,090	11	1%
Health & Wellness	35,000	2	0%
Student Equity Excel & Diversity	2,664,434	7	1%
Women's Center	564,656	2	0%
<b>Water Resources Research Center</b>	481,073	7	0%
<b>William S. Richardson School of Law</b>	1,532,618	35	0%
<b>Waikiki Aquarium</b>	105,019	1	0%
UH System	Award Amount	Award Count	% of Total
<b>University of Hawai'i System</b>	51,789,890	56	12%
<b>Office of the Vice President for Community Colleges</b>	5,840,365	7	1%
<b>Office of the Vice President for Research and Innovation</b>	26,793,826	16	6%
Applied Research Laboratory	4,530,064	7	3%
Office of the Vice President for Research and Innovation	4,531,973	2	1%
Pacific Disaster Center	7,731,789	7	2%
<b>Office of the VP for Academic Planning and Policy</b>	5,698,792	15	1%

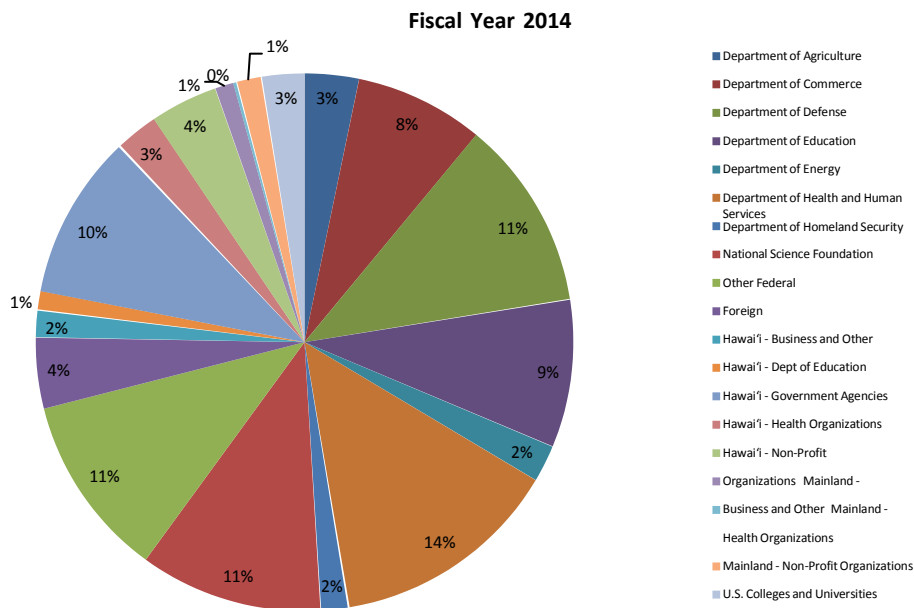
Figure 9

Figure 9: Contract and Grant Awards Summary by Campus and by College/Department for  
UH Hilo and UH Mānoa FY 2015

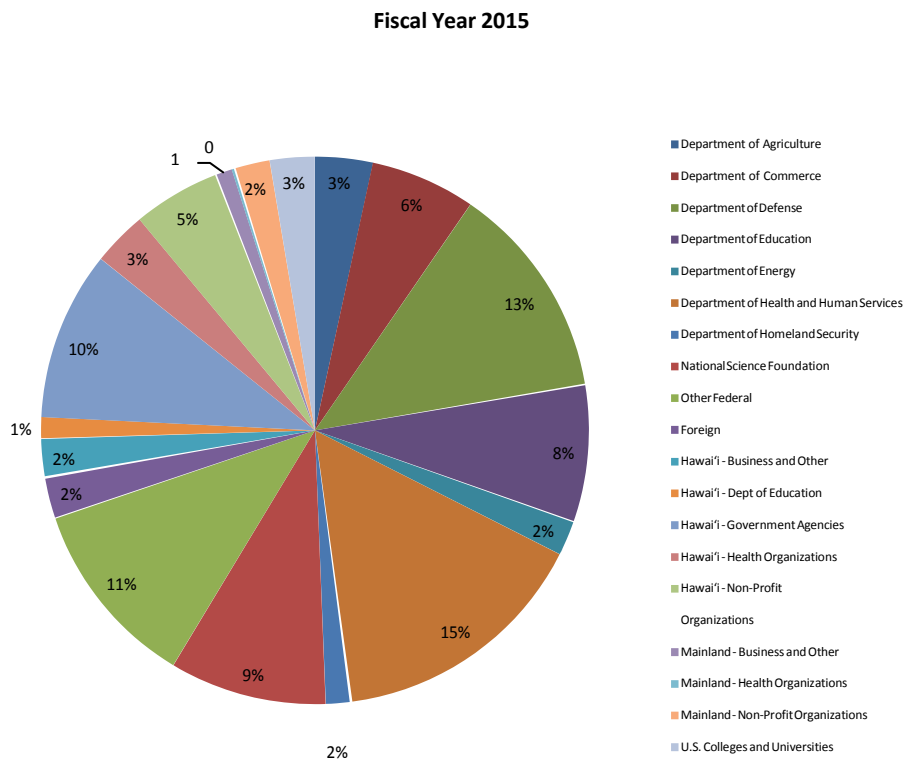
UH System	Award Amount	Award Count	% of Total
Office of the VP for Information Tech/Chief Info Officer	13,286,907	17	3%
President, University of Hawai'i System	170,000	1	0%

Figure 9

**Chart 10**  
**Total Expenditures from Contracts and Grants by Source of Funds**  
**for Fiscal Year 2014 - 2015**



**Total Expenditures by Source of Funds Fiscal Year 2014**



**Total Expenditures by Source of Funds Fiscal Year 2015**



**Figure 10**

**Total Expenditures from Contracts and Grants by Source of Funds**  
**Fiscal Year 2014 - 2015**

Source of Funds	FY 2014	% of Total	FY 2015	% of Total
Department of Agriculture	\$ 13,708,632	3%	\$ 13,602,896	3%
Department of Commerce	\$ 32,502,839	8%	\$ 24,791,874	6%
Department of Defense	\$ 47,816,309	11%	\$ 50,801,319	13%
Department of Education	\$ 37,389,302	2%	\$ 32,431,563	8%
Department of Energy	\$ 9,369,004	9%	\$ 8,377,538	2%
Department of Health and Human Services	\$ 57,812,367	14%	\$ 61,546,255	15%
Department of Homeland Security	\$ 7,101,798	2%	\$ 6,202,696	2%
National Science Foundation	\$ 46,198,513	11%	\$ 37,102,371	9%
Other Federal	\$ 46,173,660	11%	\$ 44,577,339	11%
Foreign	\$ 17,799,093	4%	\$ 9,602,090	2%
Hawai'i - Business and Other	\$ 6,783,965	2%	\$ 9,361,115	2%
Hawai'i - Dept of Education	\$ 4,846,282	1%	\$ 5,096,929	1%
Hawai'i - Government Agencies	\$ 41,354,533	10%	\$ 39,948,931	10%
Hawai'i - Health Organizations	\$ 11,131,082	3%	\$ 12,858,298	3%
Hawai'i - Non-Profit Organizations	\$ 17,002,456	4%	\$ 20,407,123	5%
Mainland - Business and Other	\$ 4,694,751	1%	\$ 4,095,729	1%
Mainland - Health Organizations	\$ 742,761	0%	\$ 540,803	0%
Mainland - Non-Profit Organizations	\$ 6,283,895	1%	\$ 8,494,930	2%
U.S. Colleges and Universities	\$ 10,915,488	3%	\$ 10,667,628	3%
<b>Total Expenditures</b>	<b>\$ 419,626,732</b>	<b>100%</b>	<b>\$ 400,507,427</b>	<b>100%</b>

**Summary:**

- Expenditures declined during 2015 to \$400 million.
- The largest source is Department of Health and Human Services at 15% The next largest source was Department of Defense at 13%.
- Among federal sources, expenditures from National Science Foundation, and Commerce declined during 2015. Among non-federal sources, Hawai'i - Government decreased, Hawai'i-Non-Profit increased.

Figure 10

**Chart 10A**  
**Total ARRA Expenditures by Year and by Source of Support in**  
**Millions**  
**Fiscal Year 2011 - 2015**

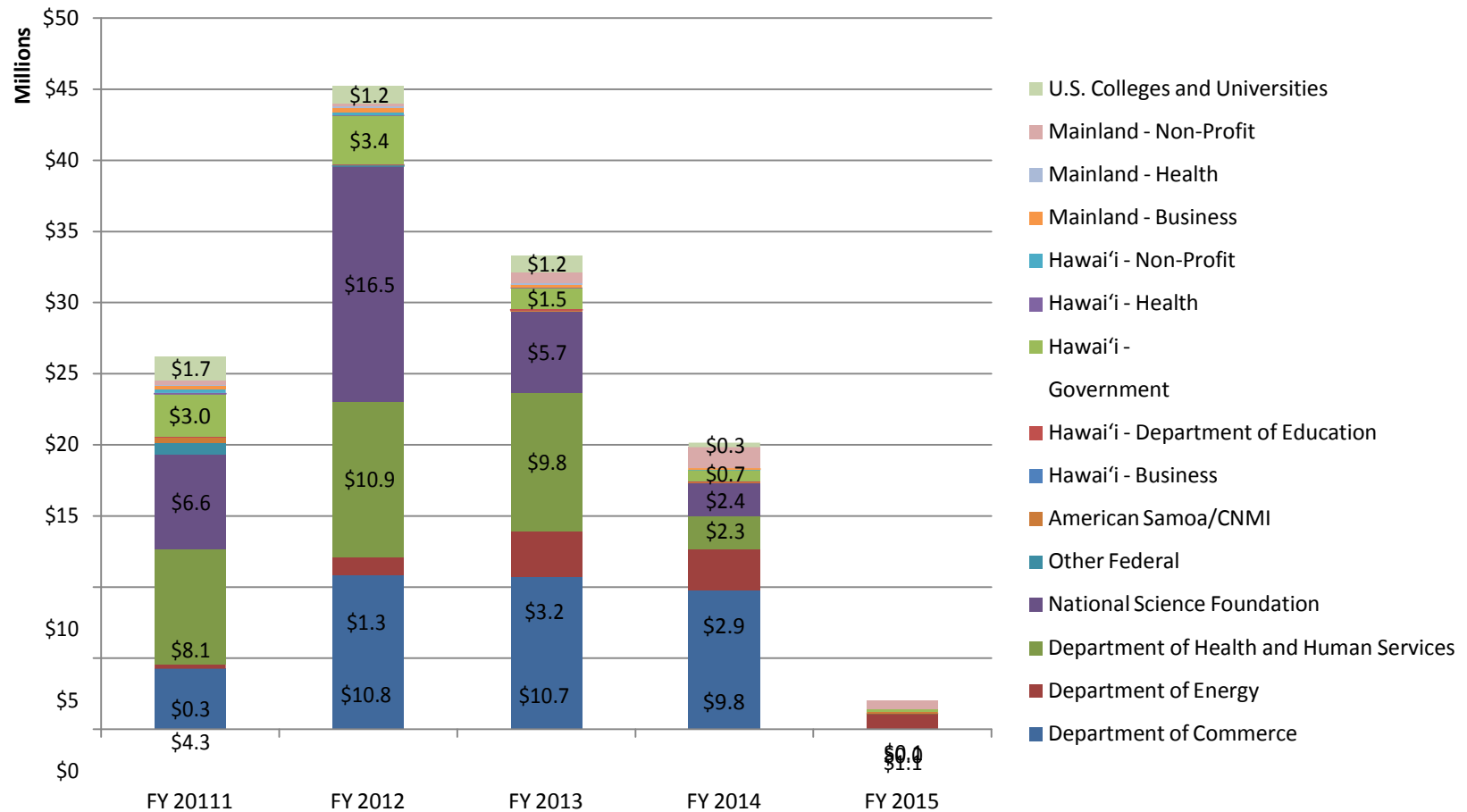


Chart 10A

Figure 10A

**Total ARRA Expenditures from Contracts and Grants by Source of Funds**

**Fiscal Year 2011 - 2015**

Source of Funds	FY 2011	% of	FY 2012	% of	FY 2013	% of	FY 2014	% of	FY 2015	% of
		Total		Total		Total		Total		Total
Department of Commerce	\$ 4,265,074	16%	\$ 10,844,984	24%	\$ 10,706,254	32%	\$ 9,769,432	49%		0%
Department of Energy	\$ 296,825	1%	\$ 1,296,178	3%	\$ 3,177,649	10%	\$ 2,922,132	15%	\$ 1,097,437	55%
Department of Health and Human Services	\$ 8,107,154	31%	\$ 10,880,885	24%	\$ 9,783,842	29%	\$ 2,260,482	11%	\$ 8,954	0%
National Science Foundation	\$ 6,634,696	25%	\$ 16,523,432	37%	\$ 5,704,125	17%	\$ 2,381,758	12%		0%
Other Federal	\$ 850,603	3%	\$ 108,481	0%		0%		0%		0%
American Samoa/CNMI	\$ 342,599	1%	\$ 32,520	0%	\$ 62,555	0%	\$ 63,164	0%	\$ 166,083	8%
Hawai'i - Business	\$ 21,404	0%	\$ 172	0%		0%		0%		0%
Hawai'i - Department of Education	\$ 50,115	0%	\$ 28,839	0%	\$ 103,425	0%	\$ 78,293	0%		0%
Hawai'i - Government	\$ 2,964,773	11%	\$ 3,424,288	8%	\$ 1,467,617	4%	\$ 743,131	4%	\$ 133,776	7%
Hawai'i - Health	\$ 116,957	0%	\$ 60,322	0%	\$ 42,949	0%		0%		0%
Hawai'i - Non-Profit	\$ 262,895	1%	\$ 207,347	0%		0%	\$ 23,397	0%		0%
Mainland - Business	\$ 243,233	1%	\$ 317,938	1%	\$ 234,315	1%	\$ 107,671	1%		0%
Mainland - Health	\$ 72,418	0%	\$ 121,666	0%	\$ 115,509	0%		0%		0%
Mainland - Non-Profit	\$ 307,182	1%	\$ 154,938	0%	\$ 740,465	2%	\$ 1,493,685	7%	\$ 600,096	30%
U.S. Colleges and Universities	\$ 1,654,720	6%	\$ 1,217,783	3%	\$ 1,153,833	3%	\$ 288,558	1%		0%
<b>Total ARRA Expenditures</b>	<b>\$ 26,190,648</b>	<b>100%</b>	<b>\$ 45,219,773</b>	<b>100%</b>	<b>\$ 33,292,537</b>	<b>100%</b>	<b>\$ 20,131,703</b>	<b>100%</b>	<b>\$ 2,006,346</b>	<b>100%</b>

**Summary:**

- The majority of ARRA expenditures came from Energy and Mainland Non-Profit. The total expenditures declined 90% in 2015.

Figure 10A

**Chart 11**  
**Total Expenditures from External Support by Type of Program and**  
**Source of Support, in Millions**  
**Fiscal Year Ending June 30, 2015**

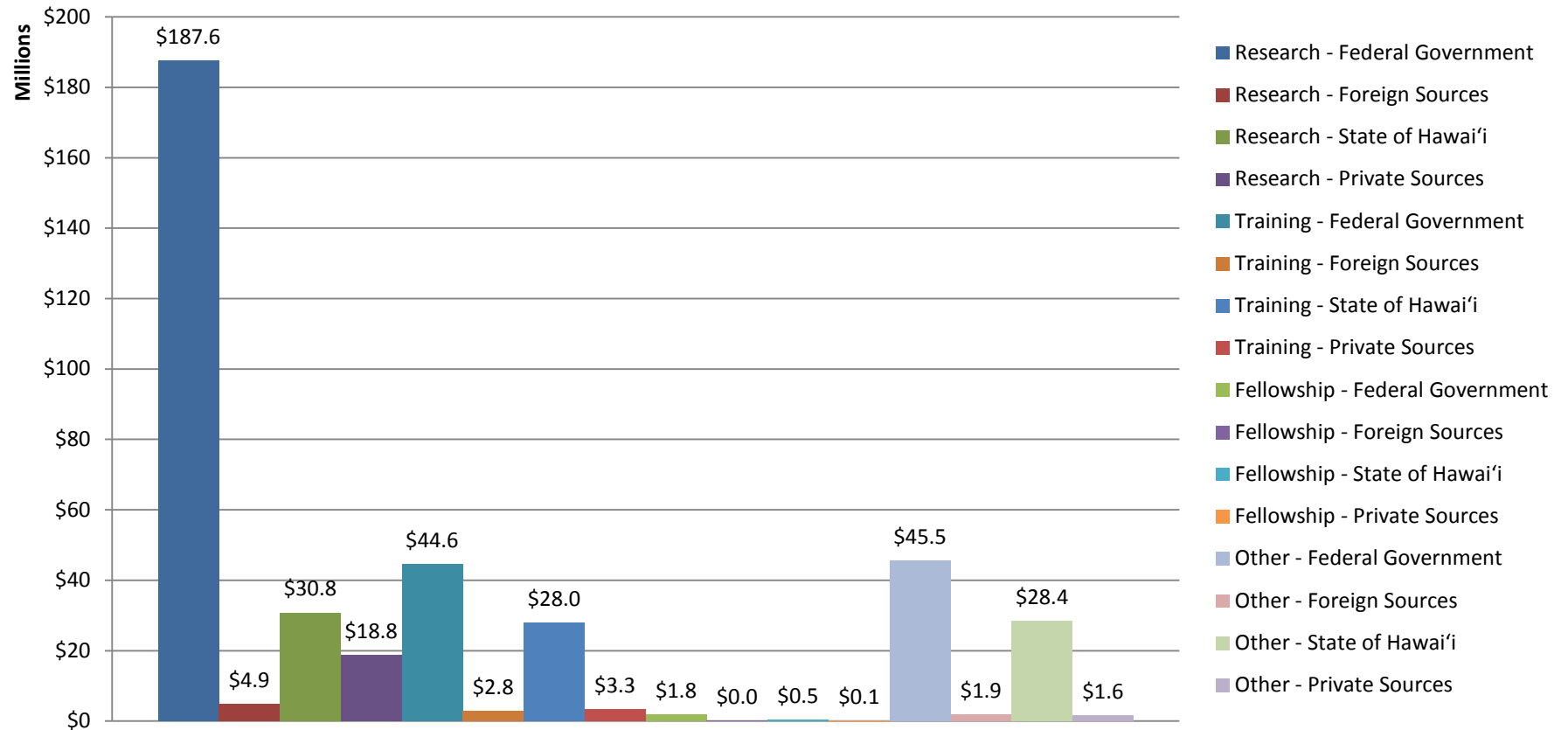


Chart 11

Figure 11

**Total Expenditures from Contracts and Grants by Type of Program and Source of Support**  
**Fiscal Year Ending June 30, 2015**

Source	Research	Training	Fellowship	Other	Total	% of total
<b>Federal Government</b>						
Department of Agriculture	\$ 11,254,833	\$ 825,515	\$ 13,022	\$ 1,509,527	\$ 13,602,896	3%
Department of Commerce	22,389,119	515,309	81,016	1,806,430	24,791,874	6%
Department of Defense - Air Force	10,656,632	85,253	-	-	10,741,885	3%
Department of Defense - Army	10,254,716	107,909	-	49,921	10,412,546	3%
Department of Defense - Navy	17,302,600	201,017	-	213,239	17,716,857	4%
Department of Education	457,710	14,588,846	768,025	16,616,981	32,431,563	8%
Department of Energy	8,282,625	-	-	94,914	8,377,538	2%
Department of Health and Human Services	48,746,942	5,931,506	7,746	6,860,061	61,546,255	15%
Department of Homeland Security	766,838	5,435,858	-	-	6,202,696	2%
Department of Interior	6,448,846	73,422	-	540,145	7,062,413	2%
Department of State	929,207	108,070	-	-	1,037,276	0%
Department of Transportation	2,200	-	-	-	2,200	0%
Department of Veterans Affairs	2,500	263,059	-	81,501	347,060	0%
Environmental Protection Agency	55,064	5,494	41,730	851	103,139	0%
National Aeronautics and Space Administration	10,242,199	898,351	109,880	9,311,518	20,561,949	5%
National Science Foundation	28,093,799	6,144,168	747,445	2,116,958	37,102,371	9%
Other Department of Defense	11,559,583	100,963	-	269,486	11,930,032	3%
Other Federal	129,717	9,298,135	4,167	6,031,283	15,463,302	4%
<b>Total Federal Government</b>	<b>\$ 187,575,129</b>	<b>\$ 44,582,875</b>	<b>\$ 1,773,032</b>	<b>\$ 45,502,815</b>	<b>\$ 279,433,851</b>	<b>70%</b>
<b>Foreign Sources</b>	<b>\$ 4,906,146</b>	<b>\$ 2,762,920</b>	<b>\$ 19,583</b>	<b>\$ 1,913,442</b>	<b>\$ 9,602,090</b>	<b>2%</b>
<b>State of Hawai'i</b>						
Hawai'i - Business and Other	\$ 2,271,391	\$ 2,920,411	\$ 2,503	\$ 4,166,810	\$ 9,361,115	2%
Hawai'i - Department of Education	358,906	1,062,126	-	3,675,896	5,096,929	1%
Hawai'i - Government Agencies	20,241,588	8,230,134	108	11,477,101	39,948,931	10%
Hawai'i - Health Organizations	359,193	11,805,866	-	693,239	12,858,298	1%
Hawai'i - Non- Profit Organizations	7,573,465	3,933,698	474,981	8,424,979	20,407,123	5%
<b>Total State of Hawai'i</b>	<b>\$ 30,804,543</b>	<b>\$ 27,952,235</b>	<b>\$ 477,592</b>	<b>\$ 28,438,025</b>	<b>\$ 87,672,396</b>	<b>22%</b>
<b>Mainland Sources</b>						
Mainland - Business and Other	\$ 3,544,710	\$ 94,477	\$ 3,984	\$ 452,559	\$ 4,095,729	1%
Mainland - Health Organizations	364,434	145,450	-	30,919	540,803	0%
Mainland - Non-Profit Organizations	5,586,153	2,199,372	45,867	663,537	8,494,930	2%
U.S. Colleges and Universities	9,278,328	827,122	72,555	489,622	10,667,628	3%
<b>Total Private Sources</b>	<b>\$ 18,773,625</b>	<b>\$ 3,266,421</b>	<b>\$ 122,406</b>	<b>\$ 1,636,637</b>	<b>\$ 23,799,090</b>	<b>6%</b>
<b>Total Expenditures from External Support</b>	<b>\$ 242,059,444</b>	<b>\$ 78,564,451</b>	<b>\$ 2,392,613</b>	<b>\$ 77,490,920</b>	<b>\$ 400,507,427</b>	<b>100%</b>

- Expenditures from the Research area were \$242 million at 60% of the total expenditures from external support. Other provided 19 %, training at 20% and Fellowships at 1%.
- The federal government provided 70% of the total expenditures and accounted for \$279 million.

Figure 11

**Chart 12**  
**Total FTE Paid from Contract and Grant Funds**  
**Fiscal Year 2014 - 2015**

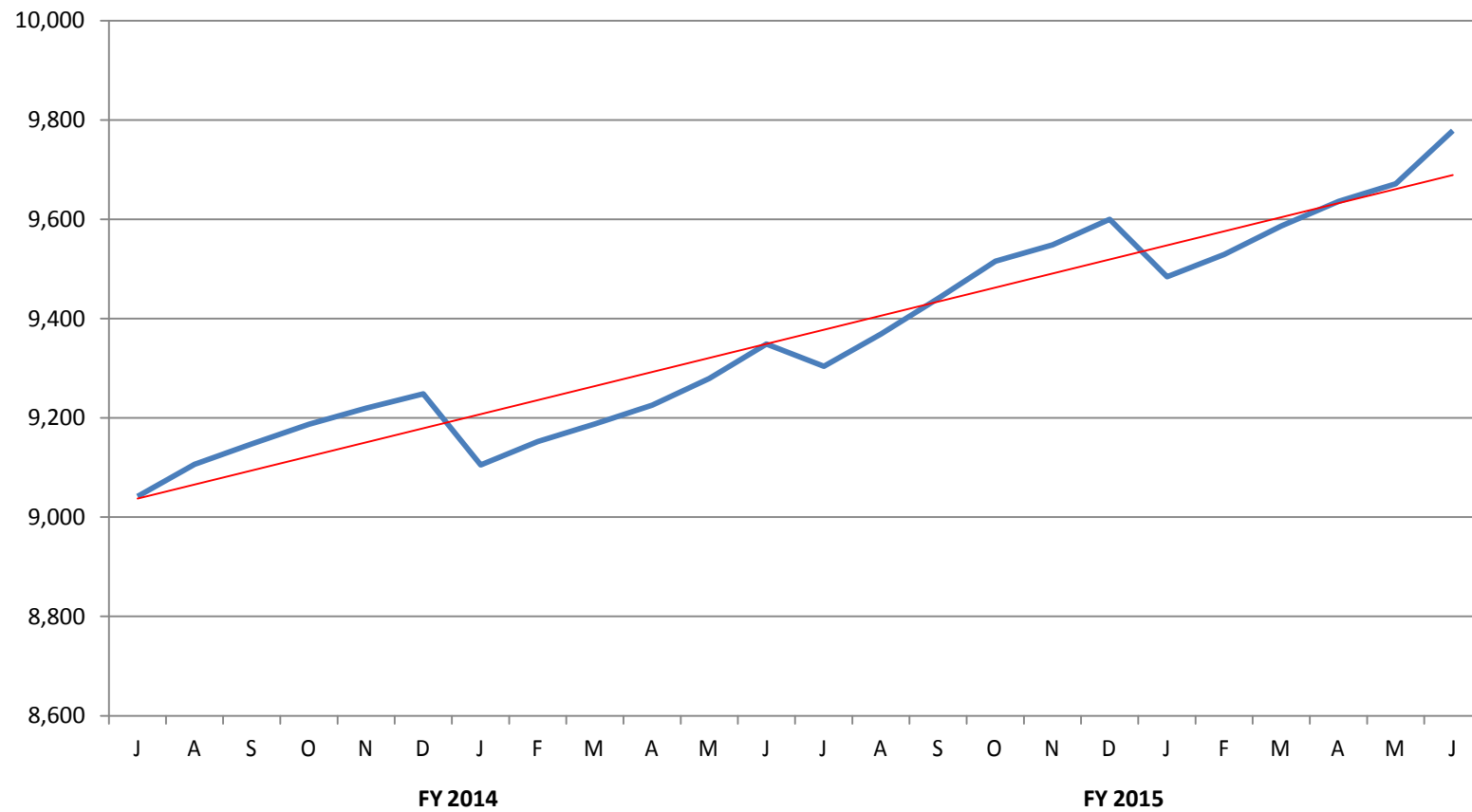


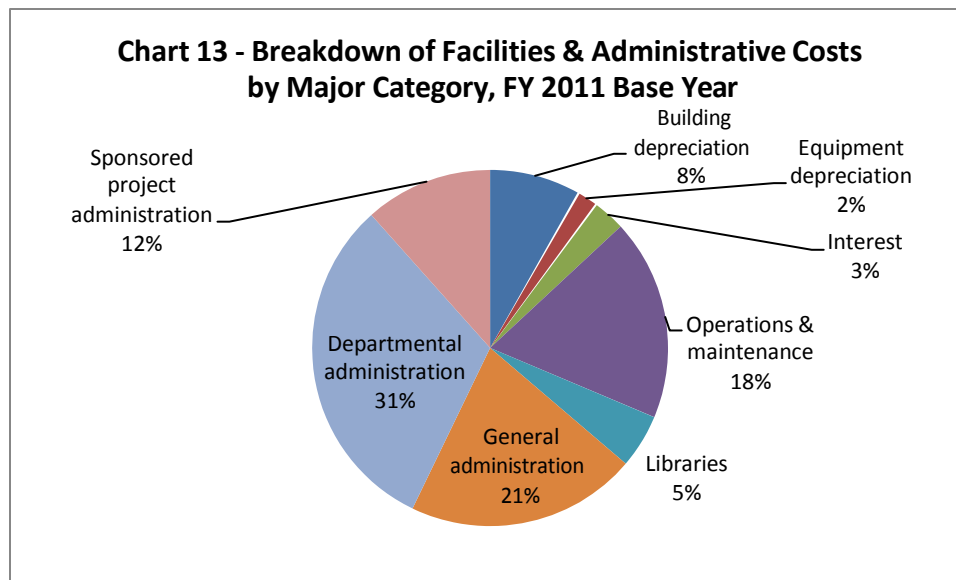
Chart 12

**Figure 12**

**Total FTE Paid from Contract and Grant Funds  
Fiscal Year 2014 - 2015**

<b>Month</b>	<b>Year to Date FY14</b>	<b>Year to Date FY15</b>
July	9,042	9,304
August	9,106	9,369
September	9,148	9,440
<b>Monthly Average Q1</b>	<b>9,099</b>	<b>9,371</b>
October	9,187	9,515
November	9,220	9,549
December	9,249	9,600
<b>Monthly Average Q2</b>	<b>9,219</b>	<b>9,555</b>
January	9,105	9,484
February	9,152	9,529
March	9,188	9,587
<b>Monthly Average Q3</b>	<b>9,149</b>	<b>9,533</b>
April	9,226	9,636
May	9,280	9,672
June	9,349	9,778
<b>Monthly Average Q4</b>	<b>9,285</b>	<b>9,695</b>
<b>Monthly Average FY</b>	<b>9,188</b>	<b>9,539</b>
<b>Change (Number)</b>		<b>351</b>
<b>Change (Percent)</b>		<b>3.82%</b>

**Note: FTE includes University of Hawai'i and Research Corporation  
of the University of Hawai'i**



In a typical year, roughly a third of the University of Hawai'i's overhead for sponsored projects maintains its facilities that support sponsored activity and roughly two-thirds support central and departmental sponsored activity administration. About one third of the total F&A represents administration of sponsored activity with schools, colleges, and research units. These funds are used by deans and directors to support fiscal administrators and other staff who assist faculty with sponsored activity – including grant proposal preparation and budget management.

The pie chart represents the proportion of actual overhead costs during UH's last F&A base year (FY 2011). Thirty-three percent of the F&A funds represented costs of providing centralized research administration and compliance services, such as research accounting and analysis, human resources, payroll, purchasing, Office of Research Services, Human Subjects, Institutional Animal Care & Compliance, and Research Corporation of the University of Hawai'i. Of the 36% spent on facilities, half was spent on operations and maintenance of existing sponsored activity space, including paying for such costs as utilities, hazardous materials disposal and janitorial services. The remainder paid for repairs and renovations of buildings, 'debt service' (interest), major equipment replacement and support for the libraries.

The University of Hawai'i received approximately \$49 million in F&A cost reimbursements in FY 2015. Each campus received 75% of the recovered F&A generated by its faculty through the Research and Training Revolving Fund (RTRF) allocation. The PI's college or research unit at the University of Hawai'i at Mānoa generally receives 50% of the recovered F&A costs. These funds are used at the discretion of the chancellors, deans and directors to support research and training in their units.

F&A cost reimbursements are related to UH expenditures. When UH develops its biennial budget, it starts with an estimate of the total revenues available for that biennium, including state funding, tuition, F&A cost reimbursement, and interest and investment income. All these funding sources are combined to pay for UH's operating expenses, including F&A costs related to research and other sponsored agreements.



**Chart 14**  
**Total Royalties Received From University Patents in Thousands**  
**FY 2011 - 2015**

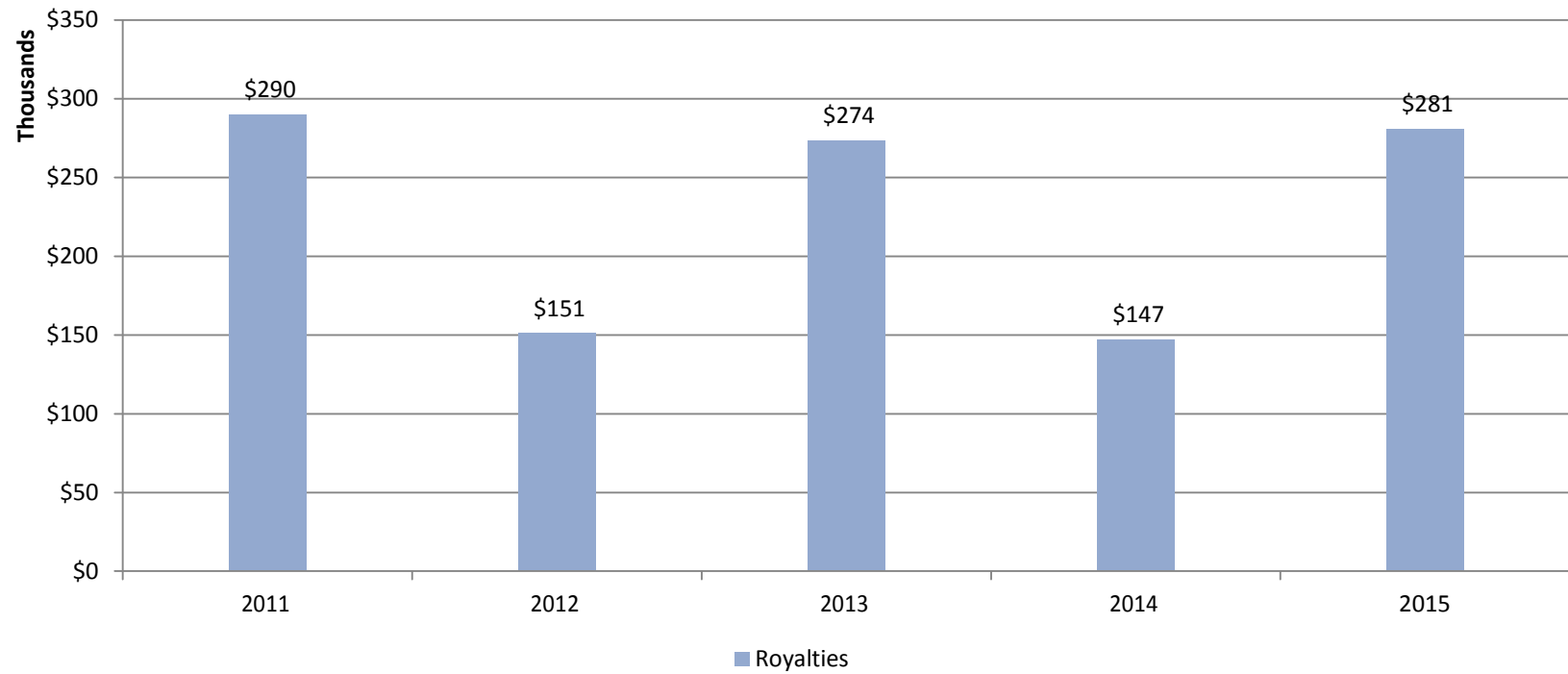


Chart 14

**Figure 14**

**Total Royalties Received from University Patents  
FY 2011 - 2015**

<b>Fiscal Year</b>	<b>Royalties</b>
2011	\$ 289,842
2012	\$ 150,950
2013	\$ 273,590
2014	\$ 146,991
2015	\$ 280,850
<b>Total Royalties</b>	<b>\$ 1,142,224</b>

**Federal****DA-Dept of Agriculture**

Agriculture, Dept - Animal and Plant Health Inspection Service  
 AGRICULTURE, DEPT, FOREST SVC-FED  
 AGRICULTURE, DEPT, FOREST SVC-FED NATL URB/COMM FRSTRY  
 AGRICULTURE, DEPT-AGRI RSCH SVC-FED  
 AGRICULTURE, DEPT-FARM SERVICE AGENCY  
 AGRICULTURE, DEPT-FED  
 AGRICULTURE, DEPT-NATL INS FOOD AND AGRICULTURE  
 AGRICULTURE, DEPT-NATRL RES SVC-FED

**DHHS-Dept of Health and Human Services**

HEALTH & HUMAN SVC, DEPT-ADMIN FOR COMM LIVING HEALTH  
 & HUMAN SVC, DEPT-CDC-CHRONIC DISEASE PREVENT  
 HEALTH & HUMAN SVC, DEPT-CTR DIS CTRL-FED  
 HEALTH & HUMAN SVC, DEPT-CTR FOR MEDICARE & MEDICAID SVCS  
 HEALTH & HUMAN SVC, DEPT-FED  
 HEALTH & HUMAN SVC, DEPT-HLTH CARE RES & QUALITY  
 HEALTH & HUMAN SVC, DEPT-HRSA-FED  
 HEALTH & HUMAN SVC, DEPT-HRSA-FED BUR OF HLTH PROF  
 HEALTH & HUMAN SVC, DEPT-HRSA-FED MATERNAL & CHILD HLT  
 HEALTH & HUMAN SVC, DEPT-NIH-FED  
 HEALTH & HUMAN SVC, DEPT-NIH-FED NATL CANCER INST  
 HEALTH & HUMAN SVC, DEPT-NIH-FED NATL CTR FOR RSCH RES  
 HEALTH & HUMAN SVC, DEPT-NIH-FED NATL HEART LUNG & BLD T  
 HEALTH & HUMAN SVC, DEPT-NIH-FED NATL INST MIN HLTH & DISP  
 HEALTH & HUMAN SVC, DEPT-NIH-FED NTL INST ALLERGY/INF DIS  
 HEALTH & HUMAN SVC, DEPT-NIH-FED NTL INST DIAB DIG KIDN DIS  
 HEALTH & HUMAN SVC, DEPT-NIH-FED NTL INST DRUG ABUSE  
 HEALTH & HUMAN SVC, DEPT-NIH-FED NTL INST GEN MED SCI  
 HEALTH & HUMAN SVC, DEPT-PUB HLTH SVC-FED  
 HEALTH & HUMAN SVC, DEPT-SUB ABUSE/MNTL HLTH SVC-FED  
 HEALTH & HUMAN SVC, DEPT-NIH-FED NTL INST CHLD HLTH&HUM DEV  
 HEALTH&HUMAN SVC, DEPT-NIH-FED NTL INST NEURO DIS&STROKE

**DOC-Dept of Commerce**

COMMERCE, DEPT-ECONOMIC DEV ADM-FED  
 COMMERCE, DEPT-MINORITY BUSN DEV AGENCY-FED  
 COMMERCE, DEPT-NATIONL INST STANDARDS & TECH-FED  
 COMMERCE, DEPT-NATL NOAA-FED  
 COMMERCE, DEPT-NATL NOAA-FED NATL OCEAN SVC  
 COMMERCE, DEPT-NATL NOAA-FED NATL WEATHER SVC  
 COMMERCE, DEPT-NATL NOAA-FED SEA GRANT COLL PGM  
 COMMERCE, DEPT-NOAA/NATL MARINE FISHERIES SVC

**DOD-Department of Defense**

DEFENSE, DEPT- US ARMY CORPS OF ENGINEERS  
 Defense, Dept. - U.S. Army Research Office  
 DEFENSE, DEPT-AIR FORCE  
 DEFENSE, DEPT-AIR FORCE OFC OF SCI RSCH  
 DEFENSE, DEPT-AIR FORCE RESEARCH LABORATORY  
 DEFENSE, DEPT-AIR FORCE SPACE & MISSILE SYS CTR  
 DEFENSE, DEPT-ARMY  
 DEFENSE, DEPT-Army Communications Electronics Command  
 DEFENSE, DEPT-DEPUTY UNDR SECRETARY OF DEF  
 DEFENSE, DEPT-EDUCATION ACTIVITY  
 DEFENSE, DEPT-NATIONAL GEOSPATIAL INTELLIGENCE AGENCY  
 DEFENSE, DEPT-NATIONAL SECURITY AGY  
 DEFENSE, DEPT-NAVY NAVAL FAC ENGRG COMMAND  
 DEFENSE, DEPT-NAVY NAVAL RSCH LAB  
 DEFENSE, DEPT-NAVY OFC OF NAVAL RSCH  
 DEFENSE, DEPT-STRATEGIC ENV RSCH & DEV PROG

**DOE-Dept of Energy**

ENERGY, DEPT  
 Energy, Dept. of - Basic Energy Sciences

**DOI-Dept of Interior**

INTERIOR, DEPT-BUREAU LAND MGMT-FED  
 INTERIOR, DEPT-FED OFC OF INSULAR AFFAIRS  
 INTERIOR, DEPT-FED-U.S. GEOLOGICAL SURVEY-EARTHQUAKE SCI.  
 INTERIOR, DEPT-FISH & WILDLIFE SVC  
 INTERIOR, DEPT-NATIONAL PARK SVC  
 INTERIOR, DEPT-UNITED STATES GEO SURVEY

**ED-Dept of Education**

EDUCATION, DEPT-FED  
 EDUCATION, DEPT-FED FULBRIGHT HAYS PGM  
 EDUCATION, DEPT-FED OFC OF POSTSEC ED  
 EDUCATION, DEPT-FED OFC OF SPECIAL ED & REHAB SVCS  
 EDUCATION, DEPT-FED REHAB SVCS ADMIN  
 EDUCATION, DEPT-FED STUDENT SUPP SVCS PGM  
 EDUCATION, DEPT-FED TALENT SEARCH PGM

**Federal Agencies**

ENVIRONMENTAL PROTECTION AGENCY  
 HOMELAND SECURITY, DEPT-FEMA  
 HOUSING & URBAN DEV, DEPT  
 LABOR, DEPT-EMPLOYMENT TRNG ADM-FED  
 NATL ENDOWMENT FOR THE ARTS  
 PEACE CORPS  
 SMALL BUSINESS ADMINISTRATION  
 US Spc Ops Cmd-Special Ops Rsch, Dev, & Acquisition Ctr  
 VETERANS AFFAIRS, DEPT-FED

**National Aeronautics and Space Administration**

NATIONAL AERONAUT &amp; SPACE ADM

NATL AERONAUTICS &amp; SPACE ADM-AMES RESEARCH CTR

**National Science Foundation**

NATIONAL SCIENCE FOUNDATION

**Non-Federal****Foreign**

ACADEMY KOREAN STUDIES

AMERICAN SAMOA, GOVERNMENT

American Samoa, Government- Department of Education

Aoyama Gakuin University

Chuo University

COMMONWEALTH OF NO MARIANA ISLANDS

COMMONWEALTH OF NO MARIANA ISLANDS-Dept of Lands &amp; Nat Res

Embassy of France

European University Institute

FEDERATED STATES MICRONESIA

Fukada Salvage and Marine Works Company, Ltd.

GUAM, GOVERNMENT - Public Health and Social Services

GUAM, UNIVERSITY OF

HANS RAUSING ENDANGERED LANGUAGES PROJECT

Hitachi, Ltd. Infrastructure Systems Co

India, Government of-Ministry of Earth Sciences

International Agency for Research on Cancer/World Health Organization

Intl Cooperation Ctr of China Renewable Energy Society

J.F. Oberlin University

JAPAN AGENCY MARINE-EARTH SCIENCE AND TECHNOLOGY

KEK HIGH ENERGY ACCELERATOR RCH ORG

KOREA INSTITUTE OF OCEAN SCIENCE &amp; TECHNOLOGY

NATIONAL ASTRONOMICAL OBSV JAPAN

Natl Rsch Council for Economics, Humanities &amp; Social Sciences

Nestle Institute of Health Sciences Ltd.

NHK Osaka Station Broadcasting Center

Nissan Motor Co., Ltd.

North Pacific Marine Science Org

Okinawa Enetech Co., Inc.

OKINAWA PREFECTURE GOVERNMENT

Osterlens Folkhogskola

Pusan National University

QUEEN'S UNIVERSITY BELFAST

REPUBLIC MARSHALL ISLANDS

REPUBLIC PALAU

Royal Botanic Gardens, Kew

Royal Golden Jubilee Ph.D. Program

RYUKYUS, UNIVERSITY OF

SHELL INTERNATIONAL RENEWABLES

SINTEF

Tohoku University

UK Seabed Resources Ltd

Winnipeg, University of

**Hawai'i- Business and Other**

Adnoviv LLC

ALU LIKE INC

ARCHINOETICS, LLC

BISHOP MUSEUM

DAMIEN MEMORIAL SCHOOL

EAST WEST CENTER

Grand Hyatt Kaua'i Resort and Spa

HAWAI 'I COUNCIL FOR THE HUMANITIES

Hawai'i State Teachers Association

HAWAIIAN ELECTRIC COMPANY

HO'OKIPAIPAI LLC

KAMEHAMEHA SCHOOLS

Ke Kula 'o Nawahiokalani'opu'u Iki Public Charter School

MAKAI OCEAN ENGINEERING INC

Malama Huleia

MALAMA KAHALAWAI INC

MAUI COUNTY COMMUNITY TELEVISION

NAVATEK LTD

'OHU'OHU KO'OLAU INC

PAPA OLA LOKAHI

Pulama Lanai

RESEARCH CORPORATION UNIV HI

SEA ENGINEERING, INC.

The Kohala Center

**Hawai'i- Dept of Education**

EDUCATION, DEPT-HI

**Hawai'i- Government Agencies**

AGRICULTURE, DEPT-HI

BUDGET &amp; FINANCE, DEPT-HI PUBLIC UTIL COMM

BUSINESS, ECON DEV &amp; TOUR, DPT

BUSINESS, ECON DEV &amp; TOUR, DPT - NAT ENERGY LAB (NELH)

CITY &amp; COUNTY HONOLULU

COMMERCE & CONSUMER AFFAIRS, DEPT (DCCA)  
 COUNTY HAWAI'I  
 County Hawai'i Dept of Research and Development  
 COUNTY KAUA'I  
 COUNTY MAUI  
 COUNTY MAUI OFC OF ECON DEVEL  
 COUNTY MAUI PLANNING DEPT  
 DEFENSE, DEPT-HI - HI ARMY NATL GUARD  
 DEFENSE, DEPT-HI CIVIL DEFENSE  
 Governor, Office of - State of Hawai'i  
 GOVERNOR, OFFICE OF-HI-EXEC OFFICE ON EARLY LEARNING  
 Hawai'i County Planning Department  
 Hawai'i Energy  
 Hawai'i State Foundation on Culture and the Arts  
 HAWAIIAN AFFAIRS, OFFICE OF  
 HAWAIIAN HOME LANDS, DEPT-HI  
 HEALTH, DEPT-ALCOHOL & DRUG ABUSE DIV-HI  
 HEALTH, DEPT-CHILD/ADOLESC MENTAL HLTH DIV-HI  
 HEALTH, DEPT-DEVELOPMENTAL DC-HI  
 HEALTH, DEPT-EXEC OFF AGING-HI  
 HEALTH, DEPT-HAZARD EVAL & EMERGENCY RESPONSE  
 HEALTH, DEPT-HI  
 HEALTH, DEPT-HI CLEAN WATER BRANCH  
 HEALTH, DEPT-HI COMM HEALTH DIV  
 HEALTH, DEPT-HI SAFE DRINKING WATER BRANCH  
 HEALTH, DEPT-MAT & CHILD  
 Health, Dept-Office of Planning, Policy, and Program Dev-HI  
 HEALTH, DEPT-RURAL HEALTH-HI  
 HEALTH, DEPT-TOBACCO SETTLEMENT-HI  
 HIGH TECHNOLOGY DEVELOPMENT CORPORATION-HI  
 HUMAN SERVICES, DEPT-HI  
 HUMAN SERVICES, DEPT-HI Benefits, Employment & Support Services  
 HUMAN SERVICES, DEPT-OYS-HI  
 JUDICIARY-HI  
 Kaho'olawe Island Reserve Commission  
 LABOR & INDUSTRIAL RELATION, DPT-HI (DLIR)  
 LABOR & INDUSTRIAL RELATIONS, DEPT-HAWAII CIVIL RIGHTS  
 LAND & NATURAL RES, DPT-AQUAT (DLNR)  
 LAND & NATURAL RES, DPT-BOATING & OCEAN REC (DLNR)  
 LAND & NATURAL RES, DPT-FORST (DLNR)  
 LAND & NATURAL RES, DPT-INVASIVE SPEC (DLNR)  
 LAND & NATURAL RESOURCES, DEPT (DLNR)  
 LAND & NATURAL RESOURCES, DEPT (DLNR) ENGINEERING DIV  
 LAND & NATURAL RESOURCES, DEPT (DLNR) OFC CONS COAST LDS

Office of Information Mgmt & Technology-HI

PUBLIC SAFETY, DEPT-HI

TRANSPORTATION, DEPT-HI

WATER SUPPLY, BOARD OF

#### Hawai'i- Health Organizations

HAWAI'I HEALTH SYSTEMS CORPORATION

HAWAI'I MEDICAL SERVICE ASSOCIATION

HAWAI'I MEDICAL SRVC ASSN FOUNDATION

Kaiser Foundation Health Plan

KALIHI-PALAMA HEALTH CENTER

KAPI'OLANI MED CTR FOR WOMEN & CHILDREN

KAPI'OLANI MEDICAL SPECIALIST

KUAKINI MEDICAL CENTER

PACIFIC IN VITRO FERTILIZATION INSTITUTE

QUEEN EMMA CLINICS

QUEEN'S HOSPITAL MEDICAL CENTER

UNIVERSITY CLINICAL EDUCATIONAL & RSCH ASSOC (UCERA)

WAIANAE COAST COMPREHENSIVE HEALTH CTR

#### Hawai'i- Non-Profit Organizations

ANGUS FOUNDATION, MYRA & JEAN KENT

CHUN FOUNDATION

COALITION DRUG-FREE HAWAI'I

Environmental Institute for Golf FRIENDS

OF THE LIBRARY OF HAWAI'I

GENERAL CONTRACTORS ASSOC HI EDUCATIONAL FOUNDATION

HAWAI'I COMMUNITY FOUNDATION (HCF)

HAWAI'I COMMUNITY FOUNDATION GEIST FDTN

HAWAI'I COMMUNITY FOUNDATION MED RSCH FUNDS

Hawai'i Nature Center

HAWAIIAN SILVERSWORD FOUNDATION

Institute for Human Services

KOKUA KALIHI VALLEY

LEAHI FOUNDATION (HCF)

Made In Hope

MAUI ECONOMIC DEVELOPMENT BOARD INC

NATURE CONSERVANCY, THE-HAWAII

OCEANIC INSTITUTE-CTR FOR TOP & SUB TROP AQUA (CTSA)

Oceanwide Science Institute

OLELO

PAC RESOURCES FOR ED & LEARNING (PREL)

PACIFIC AMERICAN FOUNDATION

PACIFIC HEALTH RESEARCH & ED INSTITUTE

PARENTS & CHILDREN TOGETHER (PACT)  
 QUEEN LILIOUKALANI CHILDRENS CENTER  
 Sacred Hearts Academy  
 Saint Francis School  
 School for Examining Essential Questions about Sustainability  
 TRI-ISLE RES CONSERVATION & DEV COUNCIL  
 UNIVERSITY HAWAI'I FOUNDATION  
 WORLD TURTLE TRUST

#### Mainland- Business and Other

ALLERGAN INC  
 Altor Biosciences  
 AMERICA VIEW  
 AMERICAN MUSEUM NATURAL HISTORY  
 ARIZONA GEOLOGICAL SURVEY  
 Biosynthetic Technologies, LLC  
 BOEING COMPANY-BOEING LASER TECH SVCS  
 BROOKHAVEN NATIONAL LABORATORY  
 Community College Natl Ctr for Community Engagement  
 DEVELOPMENT ALTERNATIVES INC  
 EAST & WEST INC  
 ELI LILLY & COMPANY  
 ExxonMobil  
 FirstPass Engineering  
 GILEAD FOUNDATION - GILEAD SCIENCES INC  
 HDRe2M  
 HEALTH RESEARCH INC  
 Herzog and Company  
 InnoSys, Inc  
 inVentiv Clinical, LLC  
 JET PROPULSION LAB-JPL  
 Koa Technologies LLC  
 LAWRENCE LIVERMORE NATL LAB  
 Leidos  
 MALIN SPACE SCIENCE SYSTEMS  
 MAR Incorporated  
 Millennium Pharmaceuticals Inc  
 NATHAN ASSOCIATES INC.  
 NATIONAL CENTER SCIENCE & CIVIC ENG  
 NATIONAL WRITING PROJECT CORP  
 NATL RADIO ASTRONOMY OBSERVATORY  
 Nonagen Bioscience Corp  
 NOVARTIS PHARMACEUTICALS CORP  
 Ohana Real Estate Investors LLC

PFIZER INC  
 Pioneer Hi-Bred International, Inc.  
 PPD DEVELOPMENT LP  
 PracticeWise LLC  
 Predictive Science Inc.  
 Ritter Pharmaceuticals Inc  
 RK CONSULTING  
 SANOFI AVENTIS  
 SMITHSONIAN ASTROPHYSICAL OBSERVATORY  
 SPACE TELESCOPE SCIENCE INSTITUTE  
 THIRTY METER TELESCOPE OBSERVATORY CORP  
 TREX ENTERPRISES CORPORATION  
 UT-Battelle, LLC  
 Vencore  
 Western Interstate Commission for Higher Education (WICHE)  
 WOODS HOLE OCEANOGRAPHIC INSTITUTION  
 Wyle Aerospace Group  
 Wyle Laboratories, Inc.  
 Mainland- Health Organizations  
 AMERICAN FEDERATION FOR AGING RSCH  
 AMERICAN HEART ASSOCIATION  
 Beth Israel Deaconess Medical Center  
 BRIGHAM AND WOMEN'S HOSPITAL, INC.  
 Children's Hospital of Philadelphia  
 RIVERSIDE RESEARCH INSTITUTE

#### Mainland- Non-Profit Organizations

Alex's Lemonade Stand Foundation  
 Allen (Paul G) Family Foundation  
 Alliance for Sustainable Energy, LLC  
 AMERICAN ASSN OF COMM COLLEGES  
 AMERICAN ASTRONOMICAL SOCIETY  
 American Bird Conservancy  
 American Studies Association  
 ANHEUSER-BUSCH COMPANIES- AH BUSCH FDTN  
 Arizona Community Foundation  
 Assn of Public & Land-Grant Universities  
 Association of Directors of Geriatric Academic Programs  
 Association of Universities for Research in Astronomy, Inc.  
 ASSOCIATION UNIVERSITIES RESEARCH IN ASTRONOMY, INC.  
 ASSOCIATION UNIVERSITY CENTER DISABILITIES  
 BATTELLE MEMORIAL INSTITUTE  
 CALIFORNIA ASSOCIATION RESEARCH IN ASTRONOMY (KECK)  
 Cancer Prevention Institute of California

CARNEGIE INSTITUTE WASHINGTON  
 CASEY, ANNIE E., FOUNDATION  
 Center for Global Development  
 Conservation International - Hawaii Fish Trust  
 CONSORTIUM FOR OCEAN LEADERSHIP  
 Council on International Educational Exchange  
 DentaQuest Foundation  
 EDUCATION TRUST, THE  
 Endocrine Society  
 FORD FOUNDATION  
 Friends of the Capital Crescent Trail  
 GOLD (ARNOLD P) FOUNDATION  
 Institute for Wildlife Studies  
 INSTITUTE INTERNATIONAL EDUCATION  
 JACKSON (HENRY M) FOUNDATION  
 Laurence H Dorcy Hawaiian Foundation  
 Lowell Observatory  
 Michael J. Fox Foundation for Parkinson's Research  
 Monterey Bay Aquarium  
 Mott (Charles Stewart) Foundation  
 Mount Cuba Astronomical Foundation  
 NATIONAL ACADEMIES  
 NATIONAL FISH & WILDLIFE FOUNDATION  
 NATIONAL FOUR-H COUNCIL (4-H)  
 NATIONAL MARINE SANCTUARY FOUNDATION  
 National Pork Board  
 Natl Assn of State Depts of Agriculture Research Foundation  
 NATURE CONSERVANCY, THE  
 NatureServe  
 NRG Oncology Foundation, Inc  
 Ocean Exploration Trust  
 Palo Alto Veterans Institute for Research, Inc.  
 PLANETARY SCIENCE INSTITUTE  
 Proteus Action League  
 RESEARCH FOUNDATION STATE UNIV NY  
 Resodyn Corporation  
 Saitama Prefectural University  
 San Jose State University Research Foundation  
 Schmidt Ocean Institute  
 Science and Technology Facilities Council  
 SEATTLE INSTITUTE FOR BIOMEDICAL & CLINICAL RESEARCH  
 Silicon Valley Community Foundation  
 Simons Foundation  
 SLOAN, ALFRED P FOUNDATION

Society of Systematic Biologists  
 SOUTHWEST RESEARCH INSTITUTE  
 St. Baldrick's Foundation  
 The New York Community Trust  
 THE V FOUNDATION  
 TreadStone Technologies, Inc.  
 UNIVERSITIES SPACE RESEARCH ASSN  
 UNIVERSITY CORP ATMOSPHERIC RSCH  
 University of Oregon Foundation  
 USA Funds  
 WESTERN STATES ART FEDERATION (WESTAF)  
 World Cocoa Foundation  
 XPRIZE Foundation  
 YMCA

#### US Colleges and Universities

Alaska Anchorage, University of  
 ALASKA FAIRBANKS, UNIVERSITY OF  
 ARIZONA STATE UNIVERSITY  
 ARIZONA, UNIVERSITY OF  
 CALIFORNIA BERKELEY, UNIVERSITY OF  
 CALIFORNIA DAVIS, UNIVERSITY OF  
 CALIFORNIA INST OF TECHNOLOGY  
 CALIFORNIA LOS ANGELES, UNIV  
 CALIFORNIA RIVERSIDE, UNIVERSITY OF  
 CALIFORNIA SAN DIEGO, UNIV  
 CALIFORNIA SAN DIEGO, UNIV-SCRIPPS INST OF OCEAN  
 CALIFORNIA SAN FRANCISCO, UNIV  
 CALIFORNIA SANTA BARBARA, UNIV  
 CHAMINADE UNIVERSITY  
 CLEMSON UNIVERSITY  
 College of Charleston  
 Colorado State University  
 COLORADO, UNIVERSITY OF  
 DARTMOUTH COLLEGE  
 FLORIDA, UNIVERSITY OF CENTRAL  
 Furman University  
 GALLAUDET UNIVERSITY  
 GEORGIA INSTITUTE OF TECHNOLOGY  
 GEORGIA STATE UNIVERSITY  
 GEORGIA, UNIVERSITY OF  
 HOWARD UNIVERSITY  
 ILLINOIS, UNIVERSITY OF  
 Iowa State University

JOHNS HOPKINS UNIVERSITY  
 KANSAS STATE UNIVERSITY  
 LANGUAGE LEARNING PGM-UNIV MICHIGAN  
 LORAIN COUNTY COMMUNITY COLLEGE  
 MIAMI, UNIVERSITY OF  
 MICHIGAN STATE UNIVERSITY  
 MICHIGAN, UNIVERSITY OF  
 MINNESOTA, UNIVERSITY OF  
 Morehouse School of Medicine  
 NEVADA LAS VEGAS, UNIVERSITY OF  
 NEW HAMPSHIRE, UNIVERSITY OF  
 NEW MEXICO, UNIVERSITY OF  
 NORTH CAROLINA CHAPEL HILL, UNIV  
 North Carolina, University of  
 NORTHEASTERN UNIVERSITY  
 NORTHWESTERN UNIVERSITY  
 NOTRE DAME, UNIVERSITY OF  
 OREGON STATE UNIVERSITY  
 PENNSYLVANIA STATE UNIVERSITY  
 Portland State University  
 Princeton University  
 RHODE ISLAND, UNIVERSITY OF  
 Rice University  
 RUTGERS, STATE UNIVERSITY OF NEW JERSEY  
 South Carolina, University of  
 SOUTH DAKOTA STATE UNIVERSITY  
 SOUTHERN CALIFORNIA, UNIVERSITY OF  
 STANFORD UNIVERSITY  
 TENNESSEE-KNOXVILLE, UNIVERSITY OF  
 TEXAS SOUTHWESTERN MED CTR, UNIV  
 Texas, University of - Health Science Center at Houston  
 TEXAS-SAN ANTONIO, UNIVERSITY OF  
 The Administrators of the Tulane Educational Fund  
 UNIVERSITY ADVANCE CORP, CAL STATE NORTHRIDGE  
 University of Illinois at Chicago  
 UNIVERSITY OF NEBRASKA - LINCOLN  
 UTAH STATE UNIVERSITY  
 UTAH, UNIVERSITY OF  
 VANDERBILT UNIVERSITY  
 VIRGINIA POLYTECHNIC INST & STATE UNIV  
 WASHINGTON, UNIVERSITY OF  
 WYOMING, UNIVERSITY OF  
 YALE UNIVERSITY